

APPENDIX E1

Lawrence Berkeley National Laboratories Peer Review

This page intentionally left blank

**Peer Review of Groundwater Modeling for the
Monterey Peninsula Water Supply Project (MPWSP) April 2015 Draft EIR**

Christine Doughty, Preston D. Jordan, and Curtis M. Oldenburg*

*Corresponding author

cmoldenburg@lbl.gov

510-486-7419

Energy Geosciences Division 74-316C
Lawrence Berkeley National Laboratory
Berkeley, CA 94720

October 31, 2016

DISCLAIMER

This document was prepared as an account of work sponsored partially by the United States Government. While this document is believed to contain correct information, neither the United States Government nor any agency thereof, nor The Regents of the University of California, nor any of their employees, makes any warranty, express or implied, or assumes any legal responsibility for the accuracy, completeness, or usefulness of any information, apparatus, product, or process disclosed, or represents that its use would not infringe privately owned rights. Reference herein to any specific commercial product, process, or service by its trade name, trademark, manufacturer, or otherwise, does not necessarily constitute or imply its endorsement, recommendation, or favoring by the United States Government or any agency thereof, or The Regents of the University of California. The views and opinions of authors expressed herein do not necessarily state or reflect those of the United States Government or any agency thereof or The Regents of the University of California.

Ernest Orlando Lawrence Berkeley National Laboratory is an equal opportunity employer.

Abstract

The proposed Monterey Peninsula Water Supply Project (MPWSP) involves desalinating water produced from slant wells completed in sand aquifers along the coast of Monterey Bay in Marina, California. Aquifers in the adjacent Salinas Valley are used heavily for groundwater for agricultural irrigation, and seawater intrusion has been a longstanding problem in the area. As part of the CEQA process, a team led by the CPUC carried out groundwater modeling to determine the impacts of the MPWSP on groundwater in the surrounding aquifers.

Following a change in leadership of the groundwater modeling effort, the CPUC requested LBNL hydrogeologists to carry out an independent and objective peer review of the original groundwater modeling that was used to support the Draft EIR published in April 2015.

In our review, we re-created the workflow used by the original modeling team, reviewed conceptual models of the shallow subsurface in the Marina area, re-ran models using data files and executable codes provided by the CPUC, and compared the outputs of our modeling results against those presented in Appendix E2 of the Draft EIR.

We found that the computer simulations carried out by the modeling team can be replicated using the input and executable codes provided to us. Agreement between the original output and our re-run results was mostly excellent (agreed exactly or differences were very small). Differences in simulation results can probably be attributed to machine round-off and cancellation errors.

We also found that the groundwater model results may not represent the detailed response of the actual system because the conceptual model used for groundwater modeling of the shallow sands at Marina neglected to include an aquitard present in the subsurface (the Fort Ord Salinas Valley Aquitard, or FO-SVA). We recommend that future groundwater modeling include the FO-SVA. Finally, we found the initial and calibrated hydraulic conductivities in the simulation were higher by one to two orders of magnitude and the Dune Sand aquifer storativity* was low compared to values derived from nearby field data. This may be because the lack of FO-SVA in the model resulted in higher horizontal to vertical conductivity ratios in the aquifers than is typical and indicated by the field data. We recommend using results from surrounding field data to initialize the model in those areas.

*Storativity is a measure of the amount of water released by an aquifer for a given drop in hydraulic head.

This page left intentionally blank.

Table of Contents

1. Introduction.....	1
2. Conclusions.....	2
3. Acknowledgments	3
4. References.....	3
Appendix LBNL-A. Task list and schedule	4
Appendix LBNL-B. Workflow and Consistency Check.....	5
Appendix LBNL-C. Groundwater modeling.....	11
Appendix LBNL-D. Groundwater Conceptual Model	22
Appendix LBNL-E. Additional Appendix E2 Tables	(Separate Document)

List of Figures

- Figure B1.** Storativity distribution in each layer of the NMGWM, plotted from nm_sce3n_1.lpf. Compared to Figure 33 of App. E2, these storativity values tend to be lower. 8
- Figure C1.** Portion of the summary file for the NMGWM predictive simulations. Each 20-year time period contains 252 such water budgets. Top: new simulation; bottom: original simulation..... 15
- Figure C2.** Part of the output of utility program comp2.f, showing the maximum relative difference of each term in the water budget (dmax) and the maximum relative difference of model error “IN – OUT” (dmaxm) for each stress period. The overall maximum of all 252 stress periods is shown at the bottom (DMAXALL and DMAXMALL); these are the values that appear in **Table C1**. 16
- Figure C3.** Histograms of relative differences between new and original MODFLOW simulations for selected cases: (a) nm_sce3n: base case for CEMEX site, (b) nm_sce5f: case with biggest relative error, (c) nm_sce4rf: rebound case; (d) nm_sce1n: no project case; (e) nm_sce6sn: Potrero Road case. For each case, relative differences for the three 20-year time periods are shown separately 18
- Figure C4.** Screen shot of using the DIFF command on the three main output files of MT3DMS. The new output is in the current directory and the original output is in the parent directory. The blank line after the command indicates that no differences were found between the files..... 19
- Figure C5.** Screen shot of using the DIFF command on 4 small output files of SEAWAT. The new output is in the current directory and the original output is in the parent directory. The blank line after the command indicates that no differences were found between the files. . 20
- Figure D1.** The eastern half of Section 1-1’ with data gaps regarding continuity of the aquitard between the Dune Sand and 180-FTE Aquifer indicated. 23
- Figure D2.** Southwestern portion of Section A-A’ from DEIR Appendix E2, located as shown on the map, and Section B-B’ from Kennedy/Jenks Consultants (2004), which is along the same line. Arrows indicate fine-grained material in the same borings on both sections interpreted as part of the 180-FTE aquifer in the DEIR and part of the aquitard between the Dune Sand and 180’ Aquifer in Kennedy/Jenks Consultants (2004). The dotted box indicates coarse-grained material interpreted as the 180/400 Aquitard in the DEIR section. 25

List of Tables

Table C1. Maximum relative difference of components of water budget for calibration and predictive simulations of the NMGWM, shown separately for each 20-year time period. ..	17
Table D1. Comparison of hydraulic conductivities based on textural correlations used in the NMGWM compared to calibrated values in that model and measured values reported by Harding Lawson Associates (1995) and Jordan et al. (2005). All values in ft/day.	27
Table D2. Comparison of storativities calibrated by the NMGWM for the Dune Sand (A-) aquifer compared to those reported by Harding Lawson Associates (1995) and Jordan et al. (2005).....	28

This page left intentionally blank.

1. Introduction

The proposed Monterey Peninsula Water Supply Project (MPWSP) entails construction and operation of a desalination plant to produce potable water from saline groundwater extracted from beneath the sea floor near the shoreline. The resulting supply will compensate for reduced diversions from the Carmel River and reduced extraction from the Seaside Groundwater Basin, both of which are legally required. The proposed desalination plant would also produce potable water in excess of that needed to replace the aforementioned reductions. This additional water would provide a stable supply for existing customers, fire suppression, future development, and tourism.

The Project was determined to require full environmental analysis in accord with the California Environmental Quality Act. An analysis was prepared under the auspices of the California Public Utilities Commission (CPUC) and issued as a Draft Environmental Impact Report (DEIR) in April 2015. Among the potential environmental impacts considered, reduction of groundwater supplies, declines in groundwater levels resulting from extraction of saline groundwater from beneath the sea floor near the shoreline, and degradation of groundwater quality were assessed.

The approach to assessing these impacts involved development of conceptual models of the surface and groundwater hydrology in the area that could potentially be affected by the groundwater withdrawals associated with the project. This was followed by development of the quantitative inputs necessary to simulate the subsurface hydrology using groundwater models, such as description of the hydrostratigraphy and selection of hydraulic parameter values. Using these as inputs, groundwater modeling of subsurface hydrology without and with the proposed groundwater extraction was performed to assess the magnitudes of water level drawdown and the changes in water quality throughout the study area.

Following a change in the leadership of the groundwater modeling effort, the CPUC commissioned Lawrence Berkeley National Laboratory (LBNL) to review the numerical simulations of the proposed saline groundwater extraction at the CEMEX and Potrero Road sites. The scope did not include reviewing any of the other results in the DEIR, such as the effect of the project on groundwater in the Seaside Groundwater Basin.

This report conveys the results of LBNL's review of the proposed saline groundwater extraction modeling and its effects in a series of Appendices labeled LBNL-A, LBNL-B, LBNL-C, LBNL-D, and LBNL-E to distinguish them from other appendices in the work being reviewed. We present in Appendix LBNL-A the scope of work we carried out as defined by the CPUC. As shown, the primary focus of our review was the groundwater modeling with an emphasis on replicating the groundwater modeling results presented in Appendix E2 of the DEIR. In Appendix LBNL-B we summarize the modeling workflow, and do consistency checks on model input files. In Appendix LBNL-C we present the results of re-running the groundwater models and comparing input parameters with values in tables and figures in the DEIR. In Appendix LBNL-D, we summarize our review of the conceptual model of the local hydrostratigraphy, groundwater budget, and hydrologic parameters. In total, LBNL reviewed the following aspects of the overall groundwater modeling effort:

- Numerical simulations
- Hydrostratigraphy
- Groundwater budget
- Hydrologic parameters, such as hydraulic conductivity
- The impact assessments based upon all of the above

The DEIR discusses these analyses in Section 4.4 and Appendices E1 and E2. LBNL reviewed those parts of these sections that regarded the saline groundwater extraction and its impacts. Below we present first the results of our summary of the groundwater modeling work flow reported in Appendix E2, and the comparisons and analysis of the groundwater modeling that we carried out to confirm the results presented in the DEIR Appendices E1 and E2. The approach we took was to re-run all of the groundwater models using identical input and executable code (groundwater modeling software) and compare output files in various ways. This review of groundwater modeling is followed by our review of the hydrostratigraphy, groundwater budget, hydrologic parameters, and related impact assessment.

2. Conclusions

Based on this review, LBNL found its simulation results match those in Appendix E2 of the DEIR. Some of the groundwater modeling outputs are reproduced exactly, while others show small differences that can be attributed to computer round-off and cancellation errors.

As for our review of the foundation of the groundwater modeling, we find that there are shortcomings in the hydrostratigraphic model and simulation inputs that could potentially change the impact assessments. Chief among these was the absence of the Fort Ord-Salinas Valley Aquitard (FO-SVA), which hydraulically separates the Dune Sand and 180-foot equivalent (180-FTE) aquifers from greater than about 2 km east of the proposed extraction site.

The extent of the FO-SVA relative to the proposed slant extraction wells should be characterized. The numerical simulation of the proposed groundwater extraction should be performed including this unit. The accuracy with which the simulation results predict the capture zones, the drawdown distribution, and the percentage of the extracted water that flows from beneath onshore is particularly sensitive to the position of the western edge of the FO-SVA and initial water levels in the 180-FTE at this edge.

If there are insufficient data to constrain the position of water levels and the position of the FO-SVA, multiple simulations should be conducted to provide a suite of results that in sum bracket the likely changes resulting from the proposed extraction. This suite of results can be used to determine the maximum capture area, drawdowns, and extraction from beneath onshore, or to provide a probability distribution for those values if probability distributions for the inputs can be established. If the maximum output value approach is utilized, these will not all result from one simulation out of the suite, but rather from a combination of simulations.

The new simulation should be initialized with hydraulic conductivities measured from field data collected in the nearby former Fort Ord. In general these hydraulic conductivities are lower than

than those previously used to initialize the model and resulting from calibration by the model. The model should also be initialized with larger storativities in the Dune Sand aquifer based upon analysis of field data from the nearby former Fort Ord.

3. Acknowledgments

This work was funded by the California Public Utilities Commission through Earth Science Associates (ESA), San Francisco, CA, and by Lawrence Berkeley National Laboratory, University of California, under Department of Energy Contract No. DE-AC02-05CH11231.

4. References

- Harding Lawson Associates, 1995. Basewide Remedial Investigation/Feasibility Study, Fort Ord, California Volume II: Remedial Investigation - Basewide Hydrogeologic Characterization Text, Tables, and Plates, prepared for Department of the Army Corps of Engineers. October 19, 1995
- Jordan, P.D., Oldenburg, C.M. and Su, G.W., 2005. Analysis of aquifer response, groundwater flow, and plume evolution at Site OU 1, Former Fort Ord, California, LBNL, Berkeley, CA, *LBNL-57251*.
- Kennedy/Jenks Consultants, 2004. Final Report, Hydrostratigraphic Analysis of the Northern Salinas Valley, *prepared for Monterey County Water Resources Agency*. May 14, 2014.
- LaBolle, E.M., Ahmed, A.A., and Fogg, G.E., *Groundwater* 41(2), 238-246, March-April, 2003.

Appendix LBNL-A. Task list and schedule

<p>Task 1. Workflow review</p> <p>Review the North Marina Groundwater Model (NMGWM)/CEMEX model files received from ESA. Develop a detailed simulation pathway schematic (i.e., workflow) which includes all pre- and post-processing steps and the specific software required to complete each step. Resolve questions and outstanding information needs and finalize the workflow schematic.</p>	<p>Weeks 1-2</p>
<p>Task 2. Consistency check</p> <p>Confirm the NMGWM/CEMEX model input files are consistent with the description in the documentation provided by the CPUC CEQA Team. For example, confirm grid extent, model cell dimensions, types, and location of boundary conditions, aquifer parameters, prescribed stresses (recharge, pumpage, and stream percolation), and water quality (for solute transport simulations).</p>	<p>Weeks 2-4</p>
<p>Task 3. Groundwater modeling</p> <p>Run NMGWM/CEMEX models and confirm output is consistent with results reported by the CPUC CEQA Team. Ensure the models run as described and that they produce reasonable results.</p>	<p>Weeks 2-8</p>
<p>Task 4. Reporting</p> <p>Prepare a Draft report documenting the peer-review process and its results to CPUC CEQA Team. Revise and issue a Final report, incorporating comments, as appropriate.</p>	<p>Weeks 2-10</p>

Appendix LBNL-B. Workflow and Consistency Check

Task 1: Review the North Marina Groundwater Model (NMGWM)/CEMEX model files received from ESA. Develop a detailed simulation pathway schematic (i.e., workflow) which includes all pre- and post-processing steps and the specific software required to complete each step. Resolve questions and outstanding information needs and finalize the workflow schematic.

Workflow review

We were provided with a CD containing the DEIR and all of its appendices, along with a portable external hard disk containing 1,151 Gb of datafiles and executables of groundwater modeling files. We reviewed all of the files.

A workflow is presented below. The only specific software noted are the main simulation programs: IGSM, MODFLOW, MT3DMS, SEAWAT; and the pre/post-processing package Groundwater Vista, which is used to develop the NMGWM and Cemex models and to import initial conditions (IC) from the regional SVIGSM to the NMGWM model. Information on programs used to present simulation results graphically was not found.

Workflow

1. Review historical data.
2. Collect new borehole data (DEIR, Appendix C).
3. Run SVIGSM using finite element model IGSM (we do not have source or executable; there is a critical review of model correctness (LaBolle et al., 2003) but we did not examine that issue.
 - a. Update and calibrate SVIGSM (Described in DEIR App. E2, App. A; we do not have files); old calibration period 1949-1994; new calibration period 1949-2011.
 - i. Recharge and discharge data applied: precipitation, evapotranspiration, surface water in/out, groundwater pumping
 - ii. Observations: groundwater levels
 - iii. Parameters varied: horizontal and vertical permeability, effective porosity
 - b. Run SVIGSM for all calibration and predictive scenarios to be simulated with NMGWM to determine boundary conditions (BC) for NMGWM: head at boundaries, pumping, deep percolation, stream inflow/outflow.
4. Run NMGWM using MODFLOW and MT3DMS (DEIR App. E2).
 - a. Take parameters, IC, and BC from SVIGSM; assign to NMGWM.
 - b. Calibrate NMGWM (1980-2011; we have files).
 - i. Observations : groundwater levels and TDS
 - ii. Parameters varied: horizontal and vertical permeability, effective porosity, dispersivity

- c. Run 17 predictive scenarios (15 cases cover MPWSP operation for years 2012-2074; 2 cases cover rebound after MPWSP ceases for years 2075-02137; we have files)
5. Run CEMEX Model (CM) using SEAWAT
 - a. Take parameters, IC, and BC from NMGWM; assign to CEMEX model.
 - b. Calibrate CM against long-term pump test from test slant well (DEIR App. E1)
 - c. Run two CEMEX predictive scenarios (2012-2074; we have files)
6. Plot and present all results.

Consistency check

Task 2: Confirm the NMGWM/CEMEX model input files are consistent with the description in the documentation provided by the CPUC CEQA Team. For example, confirm grid extent, model cell dimensions, types, and location of boundary conditions, aquifer parameters, prescribed stresses (recharge, pumpage, and stream percolation), and water quality (for solute transport simulations).

In the notes below “Consistent with App. E2” means that every entry was checked – this was only possible for uniform parameter distributions or for control parameters. “Consistent with Figure * in App. E2” means that the values in the files were plotted and the plots compared visually with those in Appendix E2. “Taken from SVIGSM; not checked in detail” means that the SVIGSM results shown graphically in Figures 12-24 in Appendix A of Appendix E2 were found reasonable, but were not correlated to individual entries in the input files. Similarly, “Taken from NMGWM; not checked in detail” means that the NMGWM results shown graphically in Figures 12-24 in Appendix E2 were found reasonable, but were not correlated to individual entries in the input files. To verify all individual entries of these input files would require far more time than was allotted for this review.

MODFLOW input files

NAM – name file with file names of all other input files

BAS – basic input. For each of 8 model layers, identifies each cell in the 300 by 345 array as being variable head, no flow, or constant head. Provides initial head values for all cells. Cell identifiers are consistent with Figure 18 of App. E2. Initial head distributions were plotted and appear reasonable.

DIS – discretization information. Provides number of cells as 300 by 345, uniform lateral discretization: 200 ft by 200 ft; depth distributions of 8 model layers. Bottom elevation of each layer is consistent with Figure 19 of App. E2.

LPF – layer properties. Provides distributions of hydraulic conductivity, vertical hydraulic conductivity, and primary storage for 8 model layers. Horizontal hydraulic conductivity values are consistent with Figure 31 of App. E2. Vertical hydraulic conductivity values are consistent with Figure 32 of App. E2, except for one small region in the upper left corner of Layer 1 where Figure 32 claims vertical conductivity is between 0.21 and 0.40, but the file indicates it is 4. Storativity values are not consistent with Figure 33 of App. E2, but tend to be much lower, as shown in **Figure B1** in this report.

WEL – well package. Roughly 90,000 entries for each of 252 stress periods (number of entries varies by stress period); taken from SVIGSM; not checked in detail.

GHB – general head boundary package. 711 entries around the non-ocean perimeter of NMGWM for each of layers 2-8, for each of 252 stress periods; taken from SVIGSM. First stress period should match end of calibration (2011). See App. E2, App. A, Figure 6a: SVIGSM Layer 1 maps to NMGWM layer 4 – compares okay; Figure 6b: SVIGSM Layer 2 maps to NMGWM layer 6 – compares okay. Note that boundary for NMGWM layer 2 has a section in the NE with heads >200 ft, but this corresponds to a location where no-flow cells exist in layers 2 and 3 (See App. E2, Figure 31), so these high head values should have no effect. The time variation for boundary conditions appears reasonable: seasonal variations, plus long-term decrease for first 20-year period (prolonged dry), then long-term recovery for second 20-year period (prolonged wet).

RCH – recharge package. $103,500=300*345$ entries (one for each cell in top layer of model) for each of 252 stress periods; taken from SVIGSM; not checked in detail.

OC – output specifications. Specify 252 one-month-long stress periods for each 20-year simulation. Consistent with App. E2.

PCG– preconditioned conjugate-gradient package – not mentioned in App. E2.

LMT – link to MT3DMS – not mentioned in App. E2.

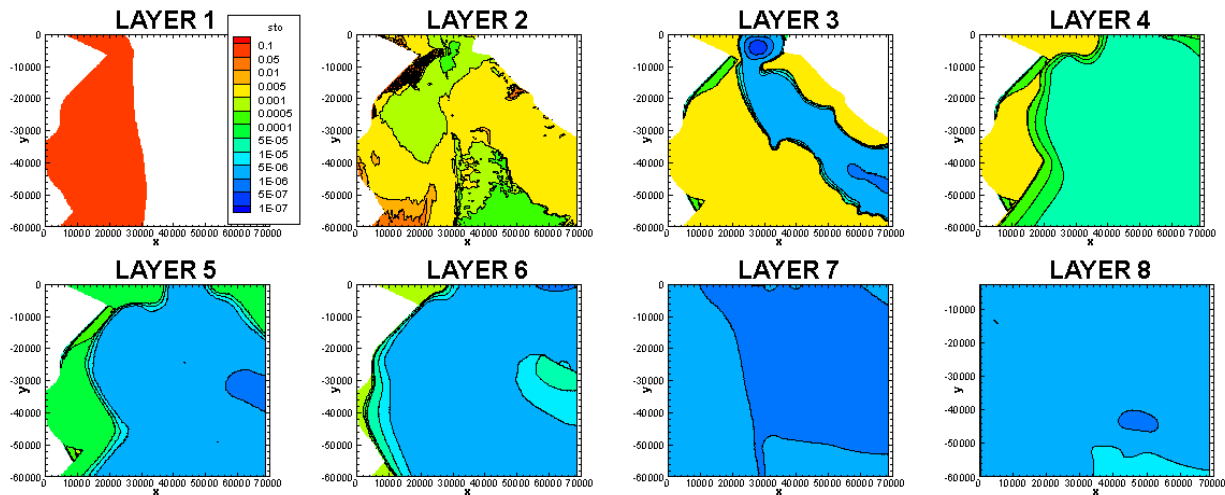


Figure B1. Storativity distribution in each layer of the NMGWM, plotted from *nm_sce3n_1.lpf*. Compared to Figure 33 of App. E2, these storativity values tend to be lower.

MT3DMS input files

NAM – name file with file names of all other input files

BTN – basic transport package. Includes spatial distributions of DELZ, porosity, flag ICUBUND, and initial concentration. DELZ values are consistent with Figures 20-26 of App. E2, except for layer 2, where the values show much more variability than the figure. However, this could be because the data were smoothed to create a more visually pleasing contour plot. Porosity values are consistent with Figure 34 of App. E2. Initial concentrations are consistent with Figure 35 of App. E2.

ADV- advection flags – not mentioned in App. E2.

DSP – dispersion information. Uniform dispersivity (20 ft); uniform horizontal dispersivity ratio (0.1), uniform vertical dispersivity ratio (0.01), zero molecular diffusion. Consistent with App. E2.

SSM – source, sink, mixing. Not checked.

GCG – conjugate gradient solver parameters – not mentioned in App. E2.

FTL –binary output file from MODFLOW – not examined.

SEAWAT input files

NAM – name file with file names of all other input files

Flow part

BAS – basic input. For each layer identifies each cell in the 540 by 540 array as being variable head, no flow, or constant head. Provides initial head values for all cells. Cell identifiers and initial heads plotted and found to be consistent with NMGWM.

DIS – discretization information. Provides number of cells as 540 by 540, uniform lateral discretization: 20 ft by 20 ft; depth distributions of 12 model layers. Bottom elevation of each layer plotted and found to be consistent with NMGWM elevations shown in Figure 19 of App. E2.

LPF – layer properties. Provides distributions of hydraulic conductivity, vertical hydraulic conductivity, and primary storage for 12 model layers. CEMEX property distributions of each layer plotted and found to be consistent with NMGWM property distributions plotted from nm_lpf files.

WEL – well package – Roughly 188,000 entries for each of 252 stress periods (number of entries varies by stress period); taken from NMGWM; not checked in detail.

GHB – general head boundary package – 23,716 entries for each of 252 stress periods; taken from NMGWM; not checked in detail.

RCH – recharge package – 291,600=540*540 entries (one for each cell in top layer of model) for each of 252 stress periods; taken from NMGWM; not checked in detail.

OC – output specifications. Specify 252 one-month long stress periods for each 20-year simulation. Consistent with App. E2.

PCG – preconditioned conjugate-gradient package – not mentioned in App. E2.

ZONE – zone information – not mentioned in App. E2.

Transport part

BTN – basic transport package. Includes spatial distributions of DELZ, porosity, flag ICUBUND, and initial concentration. Porosity uniform in all layers except layer 5. DELZ, porosity, and initial concentration of each layer plotted and found to be consistent with NMGWM distributions.

ADV – advection flags – not mentioned in App. E2.

DSP – dispersion information. Uniform dispersivity (20 ft); uniform horizontal dispersivity ratio (0.1), uniform vertical dispersivity ratio (0.01), zero molecular diffusion. Consistent with App. E2.

SSM – source, sink, mixing – 155,597 entries for each of 252 stress periods, information not found in App. E2; not checked in detail.

GCG – conjugate gradient solver parameters – not mentioned in App. E2.

VDF – variable density flags – not mentioned in App. E2.

Appendix LBNL-C. Groundwater modeling

Task 3: Run NMGWM/CEMEX models and confirm output is consistent with results reported by the CPUC CEQA Team. Ensure the models run as described and that they produce reasonable results.

In file names below, NM stands for the North Marina Groundwater Model, which uses MODFLOW and MT3DMS. CEMEX stands for the Cemex Model, which uses SEAWAT.

Executables

MODFLOW: mf2k.exe - Flow model used for NMGWM simulations. Runs only on a 64-bit Windows computer.

MT3DMS: mt3dms4b.exe – Transport model used for NMGWM simulations. Runs on either a 32-bit or 64-bit Windows computer.

SEAWAT: sw_v4x64.exe – Combined flow and transport model used for CEMEX simulations. Runs only on a 64-bit Windows computer when the file “msvcr100.dll” is present (downloaded from <https://www.dll-files.com/msvcr100.dll.html>; a reputable site according to PC Advisor, an online magazine published by IDG).

Notes on standard executables available for download from official USGS sites.

MODFLOW: The current version of MODFLOW available from water.usgs.gov/ogw/modflow/ is mf2005.exe. It will not read the input files used for mf2k.exe; apparently file naming and content structure has changed since the mf2k.exe version.

MT3DMS: The current version of MT3DMS available from hydro.geo.ua.edu/mt3d/ is mt3dms5b.exe. It was used for the second calibration run (nm_cali_2), and produced no significant differences in the main output file: printout header format is different, and the convention for counting point sources and sinks is slightly different, but all simulation results are identical.

SEAWAT: The current version of SEAWAT available from water.usgs.gov/ogw/seawat/ is sw_v4x64.exe. It is identical to the version provided on the hard drive.

Input files

The files received include input for the NMGWM/CEMEX models in two forms.

1. Huge self-contained files that contain all input required for the MODFLOW pre-processor Groundwater Vista for the NMGWM calibration run and one predictive scenario each for NMGWM and CEMEX. We do not have the Groundwater Vistas program, so we are not able to use these.
2. Folders that contain all the files for using MODFLOW, MT3DMS, and SEAWAT directly. These are the files we used.

In Folder “(0)MPWSP_Model_Files_for_TD” of the hard drive, there is one NMGWM calibration case that includes two simulation periods (1979 – 2000 and 2000 – 2011) and 17 NMGWM predictive cases, each of which includes three 20-year-long simulation periods (15 cases cover 2011-2032, 2032-2053, 2053-2074; two “rebound” cases cover 2075-2096, 2096-2117, 2117-2137). There are two CEMEX predictive cases, each of which includes three 20-year-long simulation periods (2011-2032, 2032-2053, 2053-2074).

Calibration Case

1. NM_CALI

Predictive Cases

North Marina Groundwater Model (NMGWM)

No project

1. NM_SCE1N
2. NM_SCE2F
3. NM_SCE2AF

Project at Cemex Site

4. NM_SCE3N
5. NM_SCE3NCB
6. NM_SCE3NC
7. NM_SCE4F
8. NM_SCE4RF
9. NM_SCE5N
10. NM_SCE5NCB
11. NM_SCE5NC
12. NM-SCE5F

Project at Potrero Rd Site

13. NM_SCE6SN
14. NM_SCE7SF
15. NM_SCE7SRF
16. NM_SCE8SN
17. NM_SCE8SF

Cemex Model

1. CEMEX_SCE4F
2. CEMEX_SCE3N

Running the Codes

On the hard drive, each NMGWM simulation period of each case is in a separate folder and includes 37 files, but these are both input and output files for MODFLOW and MT3DMS. For MODFLOW, there are 10 required input files and the code produces 2 user-readable output files: *.GLO and *.LST. MODFLOW also produces a binary file *.FTL that is read by MT3DMS, and binary files with heads (*.HDS), drawdowns (*.DDN), and cell-by-cell flows (*.CBB) in binary format, but the binary files were not examined in the present study. For MT3DMS, there are 7 required input files and the simulation produces 3 user-readable output files: MT3D.CNF, MT3D001.MAS, and *.OUT; and a binary file *.UCN. For each simulation period of the two CEMEX cases using SEAWAT, there are 16 required input files and the simulation produces 5 user-readable output files: MT3D.CNF, MT3D001.MAS, MT3D001.OBS, *.GLO and *.LST; and 4 binary files: *.HDS, *.DDN, and *.CBB.

Programs were run by copying the executable into a folder where only the input files for that executable were present (separate folders for MODFLOW and MT3DMS for each of the three time periods for each of the 17 NMGWM cases). The programs begin by prompting the user for the name of the file that lists all the input files and data files required to run the code. These files must be present in the folder.

The computer used has an Intel Xeon® CPU with 2.50 GHz speed. It has a 64-bit operating system running Windows 7 Professional, and 8 GB RAM. Each 20-year part of the predictive simulations required about 20 minutes of CPU time for MODFLOW about 35 minutes of CPU time for MT3DMS. The SEAWAT simulations were significantly slower, with each 20-year time period requiring about 4 days.

All the MT3DMS and SEAWAT simulations ran successfully. All but one of the MODFLOW simulations ran successfully. Predictive scenario NM_SCE5N, time period 1, failed to run, producing an error message when reading the LPF input file. Examination of the LPF file showed that it was corrupted. Since the LPF file contains layer information that does not vary between different time periods, the LPF file from NM_SCE5N, time period 2, was copied into the folder for the time period 1 simulation, which then ran successfully.

Comparison of New and Original Output Files

MODFLOW

The GLO (global) file identifies file names and unit number being assigned, and prints out basic input data for the simulation. It is small (604 lines) and could be examined directly, using the Windows DIFF command. Unit number assignments differed between the new simulations and the original simulations, but this should not affect the actual simulation results in any way. No other differences were found. All the basic input data for the simulations agree with that reported in Appendix E2, including number of model layers (8), rows (300), columns (345), and stress periods (252); lateral dimensions of cells (200 ft by 200 ft); stress period duration 30.4 days (1 month); layers are confined; hydraulic conductivity is horizontally isotropic.

The LST (list) file is the main MODFLOW simulation output. It is so big (about 1 GB, containing about 25 million lines) that it was inconvenient to work with it directly to compare the new simulation results to the original simulation results. Thus a utility program (readlst2.f) was created to read the LST file and write the water balance information for each of 252 stress periods to a summary file that is only 2 MB (about 18,000 lines). **Figure C1** shows the portion of a summary file, showing the volumetric water budget at the end of the first year.

Then a second utility program (comp2.f) read the new and original summary files, and calculated the difference of all the components of the water budget for each stress period (both “cumulative volumes” shown in the left hand column and “rates for this time step” shown in the right hand column). To facilitate comparison of different terms, a relative difference was used, defined as

$$(C_1 - C_2)/\max(C_1, C_2, \epsilon)$$

where C_1 is a component of the water budget in the original LST file, C_2 is the corresponding component in the new LST file, and $\epsilon = 10^{-5}$ is included to prevent dividing by zero in case C_1 and C_2 are both zero. The utility program output the maximum difference for each stress period (partial example shown in **Figure C2**) and the maximum difference for the entire simulation. The latter values are presented in **Table C1** for all the NMGWM calibration and predictive runs.

To get a better sense of the significance of the relative differences for the MODFLOW simulations, histograms of the relative differences for five selected cases are presented in **Figures C3a – C3e**. It is apparent that most of the relative differences are quite small, with the histogram peaks in the 10^{-5} to 10^{-4} range. Checking the individual MODFLOW water budgets shows that the larger relative differences only arise when the value of the term itself is quite small. Such terms are generally storage terms in the “rates for this time step” column. For example, for the largest relative difference (0.062), which occurs during stress period 126 in case nm_sce5f_2, “storage in” is 1.9155 for the original simulation and 1.7973 for the new simulation, whereas the “total in” terms (of which “storage in” is one component) are 26109390 and 26108476, respectively, with a relative difference of only 3.5E-5. Our conclusion is that differences in MODFLOW simulation results can probably be attributed to machine round-off and cancellation errors.

In addition to the components of the water balance, MODFLOW outputs the difference of total input and total output (“IN – OUT” line in **Figure C1**). This quantity is a measure of model error and is orders of magnitude smaller than the individual components making up the water balance, hence it is subject to numerical errors. Not surprisingly, values of this quantity, also shown in **Table C1** (DMAXM and DMAXMALL), can differ significantly between the original and new simulations.

NM_sce3n_1 new simulation			
OUTPUT CONTROL FOR STRESS PERIOD		12	TIME STEP 1
CUMULATIVE VOLUMES	L**3	RATES FOR THIS TIME STEP	L**3/T
IN:		IN:	
STORAGE =	634788032.0000	STORAGE =	250851.6562
CONSTANT HEAD =	2431358464.0000	CONSTANT HEAD =	5508881.0000
WELLS =	658728832.0000	WELLS =	2562273.5000
HEAD DEP BOUNDS =	4960042496.0000	HEAD DEP BOUNDS =	12399316.0000
RECHARGE =	2540330496.0000	RECHARGE =	7270796.5000
TOTAL IN =	11225247744.0000	TOTAL IN =	27992118.0000
OUT:		OUT:	
STORAGE =	1837821440.0000	STORAGE =	1033678.8750
CONSTANT HEAD =	540294400.0000	CONSTANT HEAD =	1504761.3750
WELLS =	4650597376.0000	WELLS =	14654779.0000
HEAD DEP BOUNDS =	4112643072.0000	HEAD DEP BOUNDS =	10538483.0000
RECHARGE =	84051560.0000	RECHARGE =	240196.7969
TOTAL OUT =	11225408512.0000	TOTAL OUT =	27971900.0000
IN - OUT =	-160768.0000	IN - OUT =	20218.0000
NM_sce3n_1 original simulation			
OUTPUT CONTROL FOR STRESS PERIOD		12	TIME STEP 1
CUMULATIVE VOLUMES	L**3	RATES FOR THIS TIME STEP	L**3/T
IN:		IN:	
STORAGE =	634788096.0000	STORAGE =	250851.9375
CONSTANT HEAD =	2431358464.0000	CONSTANT HEAD =	5508881.0000
WELLS =	658728832.0000	WELLS =	2562273.5000
HEAD DEP BOUNDS =	4960042496.0000	HEAD DEP BOUNDS =	12399316.0000
RECHARGE =	2540330496.0000	RECHARGE =	7270796.5000
TOTAL IN =	11225247744.0000	TOTAL IN =	27992118.0000
OUT:		OUT:	
STORAGE =	1837821312.0000	STORAGE =	1033679.3125
CONSTANT HEAD =	540294400.0000	CONSTANT HEAD =	1504761.3750
WELLS =	4650597376.0000	WELLS =	14654779.0000
HEAD DEP BOUNDS =	4112643072.0000	HEAD DEP BOUNDS =	10538483.0000
RECHARGE =	84051560.0000	RECHARGE =	240196.7969
TOTAL OUT =	11225407488.0000	TOTAL OUT =	27971900.0000
IN - OUT =	-159744.0000	IN - OUT =	20218.0000

Figure C1. Portion of the summary file for the NMGWM predictive simulations. Each 20-year time period contains 252 such water budgets. Top: new simulation; bottom: original simulation.

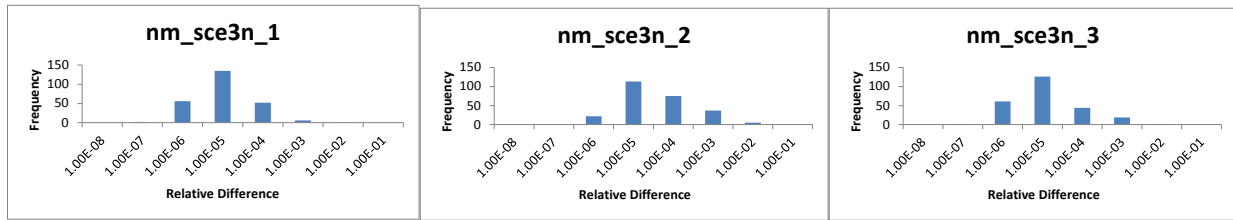
NM_sce3n_1			
icount=	1	dmax= .1092E-06	dmaxm= .1208E-03
icount=	2	dmax= .2350E-06	dmaxm= .7098E-04
icount=	3	dmax= .2350E-06	dmaxm= .1506E-03
icount=	4	dmax= .2160E-05	dmaxm= .1012E-03
icount=	5	dmax= .1091E-06	dmaxm= .1852E-03
icount=	6	dmax= .8229E-07	dmaxm= .6720E-04
icount=	7	dmax= .9328E-07	dmaxm= .1158E-03
icount=	8	dmax= .2264E-06	dmaxm= .1249E-03
icount=	9	dmax= .2692E-06	dmaxm= .2929E-04
icount=	10	dmax= .8357E-06	dmaxm= .3965E-04
icount=	11	dmax= .9849E-06	dmaxm= .1024E-03
...			
icount=	110	dmax= .4261E-05	dmaxm= .1000E+00
icount=	111	dmax= .2037E-05	dmaxm= .1447E+00
icount=	112	dmax= .2000E-05	dmaxm= .1942E+00
icount=	113	dmax= .3517E-03	dmaxm= .2247E+00
icount=	114	dmax= .9218E-03	dmaxm= .2571E+00
icount=	115	dmax= .3192E-02	dmaxm= .3043E-01
icount=	116	dmax= .5612E-04	dmaxm= .2581E-01
icount=	117	dmax= .2645E-03	dmaxm= .1530E-01
icount=	118	dmax= .6112E-04	dmaxm= .7946E-02
icount=	119	dmax= .2079E-04	dmaxm= .5736E-02
icount=	120	dmax= .1072E-04	dmaxm= .8318E-02
...			
icount=	241	dmax= .6976E-05	dmaxm= .1181E-02
icount=	242	dmax= .5137E-05	dmaxm= .1800E-02
icount=	243	dmax= .7680E-06	dmaxm= .1208E-02
icount=	244	dmax= .7680E-06	dmaxm= .1232E-02
icount=	245	dmax= .7613E-06	dmaxm= .1208E-02
icount=	246	dmax= .7524E-06	dmaxm= .1174E-02
icount=	247	dmax= .7475E-06	dmaxm= .1747E-02
icount=	248	dmax= .7433E-06	dmaxm= .1704E-02
icount=	249	dmax= .1245E-04	dmaxm= .3663E-02
icount=	250	dmax= .7679E-05	dmaxm= .1094E-02
icount=	251	dmax= .8461E-05	dmaxm= .1601E-02
icount=	252	dmax= .9257E-06	dmaxm= .2052E-02
DMAXALL= .3192E-02 DMAXMALL= .1692E+01			

Figure C2. Part of the output of utility program comp2.f, showing the maximum relative difference of each term in the water budget (dmax) and the maximum relative difference of model error “IN – OUT” (dmaxm) for each stress period. The overall maximum of all 252 stress periods is shown at the bottom (DMAXALL and DMAXMALL); these are the values that appear in **Table C1**.

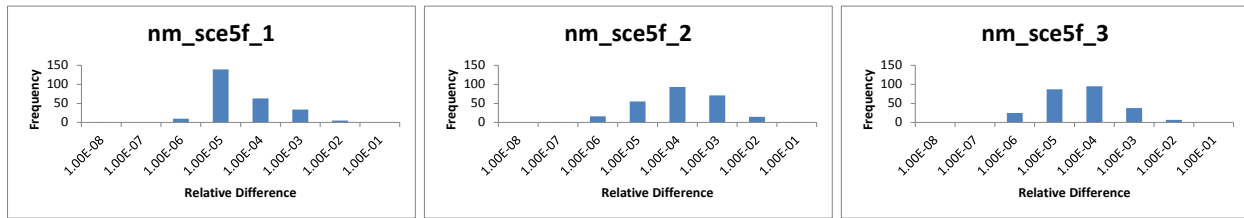
Table C1. Maximum relative difference of components of water budget for calibration and predictive simulations of the NMGWM, shown separately for each 20-year time period.

Case	DMAXALL (water budget components)			DMAXMALL (model error)		
	Period 1	Period 2	Period 3	Period 1	Period 2	Period 3
Calibration	8.8E-5	1.2E-4	-	0.32	0.13	-
Prediction - No Project						
NM_SCE1N	2.6E-3	9.3E-3	6.9E-3	0.65	0.15	0.55
NM_SCE2F	1.2E-3	5.5E-3	7.3E-4	1.1	2.0	0.20
NM_SCE2AF	1.3E-2	9.8E-3	5.0E-3	0.53	0.22	0.16
Prediction - Project at Cemex Site						
NM_SCE3N	3.2E-3	7.8E-3	1.4E-3	1.7	0.15	1.6
NM_SCE3NCB	3.2E-3	4.0E-3	6.5E-4	0.40	0.15	1.0
NM_SCE3NC	3.3E-3	8.1E-3	9.9E-4	0.15	0.15	1.0
NM_SCE4F	8.9e-3	2.5E-2	3.5E-3	1.2	2.0	0.15
NM_SCE4RF	7.9E-3	8.5E-3	3.1E-3	1.3	1.9	0.21
NM_SCE5N	5.7E-3	1.9E-2	5.6E-3	0.93	0.43	1.4
NM_SCE5NCB	3.0E-3	7.2E-3	7.6E-3	1.5	0.47	1.8
NM_SCE5NC	2.9E-3	5.6E-3	5.4E-3	1.0	0.59	1.8
NM-SCE5F	2.7E-3	6.2E-2	4.6E-3	0.85	1.8	1.0
Prediction - Project at Potrero Road Site						
NM_SCE6SN	1.4E-4	3.6E-3	6.8E-3	0.039	0.20	0.16
NM_SCE7SF	1.9E-3	4.4E-2	9.1E-3	0.78	1.3	0.16
NM_SCE7SRF	7.4E-3	1.4E-2	1.6E-3	1.7	1.2	0.19
NM_SCE8SN	3.8E-3	5.8E-3	1.2E-2	1.5	1.3	1.6
NM_SCE8SF	5.0E-3	1.3E-2	5.3E-3	0.70	1.8	0.82

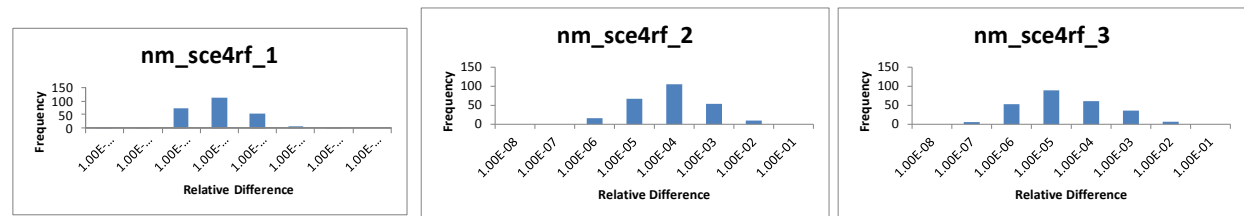
(a)



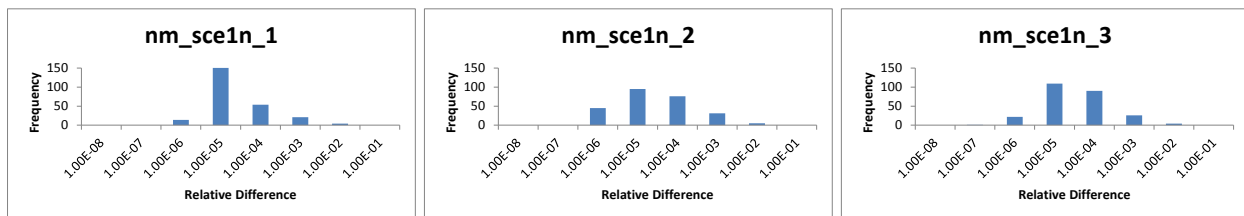
(b)



(c)



(d)



(e)

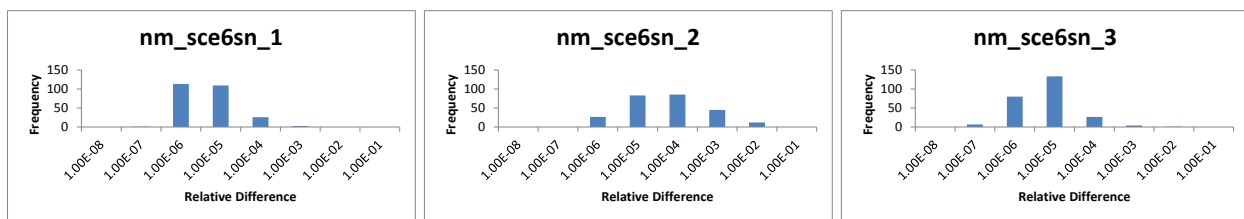
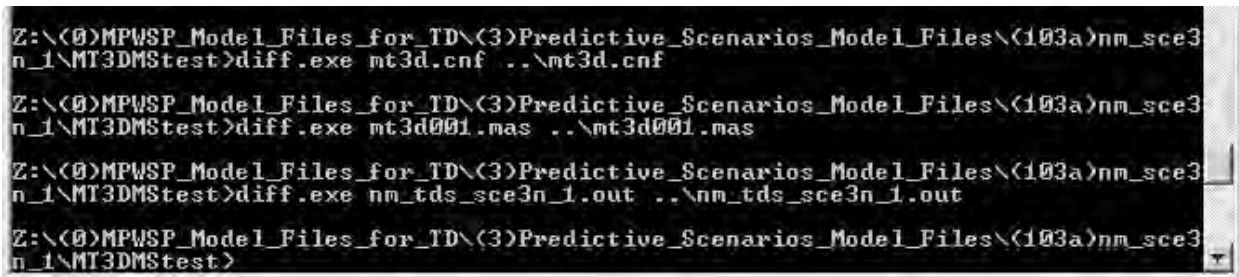


Figure C3. Histograms of relative differences between new and original MODFLOW simulations for selected cases: (a) *nm_sce3n*: base case for CEMEX site, (b) *nm_sce5f*: case with biggest relative error, (c) *nm_sce4rf*: rebound case; (d) *nm_sce1n*: no project case; (e) *nm_sce6sn*: Potrero Road case. For each case, relative differences for the three 20-year time periods are shown separately

MT3DMS

The sizes of the three user-readable output files produced by each MT3DMS simulation, *.CNF, *.MAS, and *.OUT, were identical to the size of the corresponding original output files. The Windows DIFF command was used to compare the files, and for every time period for every case for the NMGWM calibration and predictive runs, zero differences were found, indicating that the results of the new simulations were identical to the results of the original simulations. **Figure C4** shows a screen shot of using the DIFF command after a MT3DMS simulation.



```
Z:\<0>MPWSP_Model_Files_for_ID\3\Predictive_Scenarios_Model_Files\103a>diff.exe mt3d.cnf ..\mt3d.cnf
Z:\<0>MPWSP_Model_Files_for_ID\3\Predictive_Scenarios_Model_Files\103a>diff.exe mt3d001.mas ..\mt3d001.mas
Z:\<0>MPWSP_Model_Files_for_ID\3\Predictive_Scenarios_Model_Files\103a>diff.exe nm_tds_sce3n_1.out ..\nm_tds_sce3n_1.out
Z:\<0>MPWSP_Model_Files_for_ID\3\Predictive_Scenarios_Model_Files\103a>diff.exe
```

Figure C4. Screen shot of using the DIFF command on the three main output files of MT3DMS. The new output is in the current directory and the original output is in the parent directory. The blank line after the command indicates that no differences were found between the files.

MT3DMS also produces a binary file *.UCN, containing dissolved concentration in each cell. The DIFF command was also used to compare new and original versions of this file for selected cases, and they were always identical.

SEAWAT

The two SEAWAT simulations are complete. For all three time periods of both cases, cemex_sce4f and cemex_sce3n, the DIFF command indicated that four small output files were identical to original versions, as illustrated in **Figure C5** for the first time period. The binary files *.UCN were also identical. The main output files, *.LST, were 5.5 GB each, which is too big for the DIFF command. These files were broken into 500 MB parts, and each part produced zero differences when compared to the original files with the DIFF command.

```

Z:\(0)MPWSP_Model_Files_for_ID\3\Predictive_Scenarios_Model_Files\64d\cemex_sc
e4f_1\SWtest>diff mt3d001.mas ..\mt3d001.mas

Z:\(0)MPWSP_Model_Files_for_ID\3\Predictive_Scenarios_Model_Files\64d\cemex_sc
e4f_1\SWtest>diff mt3d001.obs ..\mt3d001.obs

Z:\(0)MPWSP_Model_Files_for_ID\3\Predictive_Scenarios_Model_Files\64d\cemex_sc
e4f_1\SWtest>diff mt3d.cnf ..\mt3d.cnf

Z:\(0)MPWSP_Model_Files_for_ID\3\Predictive_Scenarios_Model_Files\64d\cemex_sc
e4f_1\SWtest>diff cemex_sce4_1.glo ..\cemex_sce4_1.glo

Z:\(0)MPWSP_Model_Files_for_ID\3\Predictive_Scenarios_Model_Files\64d\cemex_sc
e4f_1\SWtest>

```

Figure C5. Screen shot of using the DIFF command on 4 small output files of SEAWAT. The new output is in the current directory and the original output is in the parent directory. The blank line after the command indicates that no differences were found between the files.

Comparison of Water Budget Components to App. E2

In Appendix E2, a series of attached tables show the annual water budgets for each case. To convert the model results, given as cumulative volumes once per month and illustrated in **Figure C1**, to the format of the tables, the following steps were taken.

1. Read only multiples of 12 water balances (12th month = 1st year, 24th month = 2nd year, 36th month = 3rd year, etc.).
2. Convert all quantities in cubic feet to acre-feet by dividing by 43,559.9.
3. Assume the following equivalences between quantities in the MODFLOW output (left hand side of equation) and Appendix E2 water budget table (right hand side of equation, with column number labeled)
 - a. Head Dep Bounds In – Head Dep Bounds Out = [1] Northern, Eastern, and Southern, Model Boundary (Underflow)
 - b. Recharge In + Wells In = [2] Stream Recharge and Deep Percolation from Precipitation and Applied Water (Irrigation) + [3] MPWSP with Injection Returning Basin Water
 - c. Constant Head In = [4] Ocean Inflow
 - d. Sum of a, b, c = [5] Total Inflow
 - e. Wells Out = [6] Non-Project Groundwater Pumping + [7] Marina Coast Water District Desalination Pumping + [8] MPWSP Project Slant Well Pumping
 - f. Recharge Out = [9] Aquifer Loss to Streams

- g. Constant Head Out = [10] Ocean Outflow
- h. Sum of e, f, g = [11] Total Outflow
- i. Difference of d and h = [12] Change in Groundwater Storage (labeled In – Out)
- j. Storage In – Storage Out = [12] Alternative means of calculating Change in Groundwater Storage (labeled Dstorage)

4. Calculate the difference between a through j for each year and the previous year (except for the first year of each 20-year time period, which is used directly).

The results of steps 1 – 4 are shown in Appendix LBNL-E for each predictive case. The table number of the relevant table from DEIR Appendix E2 is shown in parentheses in the table title, and the column numbers to compare to are shown above the column headers.

The comparisons of the new simulation results to the tables are all reasonable, but the numerical values are not all identical, which is expected based on the differences between new simulation results and original simulation results described in Section 4.4.1 above. As a consistency check, the original simulation results for case nm_sce3n were processed as above. The results are shown in Appendix LBNL-E just after the new simulation results for case nm_sce3n.

The original-simulation results are not identical, but are very similar, to the new-simulation results (generally, single digit differences in the final decimal place). The relative differences between the simulation results and entries in the Appendix E2 tables are generally in the 10^{-5} to 10^{-3} range for all entries except column [12]. This increase over the relative differences in the MODFLOW simulations themselves (most relative differences in the range 10^{-5} to 10^{-4} , as illustrated in **Figure C3**) is due to the fact that the quantities in the water budget tables are all derived from differences of simulation results (from one year to the next), so relative difference becomes larger.

An extreme version of this relative difference increase is apparent in column [12], which shows change in groundwater storage. This quantity is a difference of differences (Total Outflow – Total Inflow, from one year to the next). As the errors of individual terms are added and the value of the term itself gets smaller, relative difference can grow dramatically. This growth is illustrated in the tables shown in Appendix LBNL-E, where the change in groundwater storage is calculated in two different ways: column [12] is the difference of column [5] and column [11], whereas [alt 12] is calculated directly from “STORAGE” terms in the MODFLOW water budgets (**Figure C1**). The differences between these two columns are indicative of the cancellation and round-off error occurring within a single numerical simulation. These differences are comparable to the differences between the new simulation results and those shown in column [12] in the Appendix E2 tables, indicating that it would be unrealistic to expect any closer agreement between distinct numerical simulations. Although differences appear large for small entries, when viewed in the context of the dominant terms in the water budgets, they are actually quite small.

Appendix LBNL-D. Groundwater Conceptual Model

Hydrostratigraphy

Having reported on our groundwater modeling review above, we turn now to a review of the conceptual model of the hydrostratigraphic units in the vicinity of the CEMEX site. This hydrostratigraphy is discussed in the section “Pressure Area Aquifers and Aquitards” from pages 4.4-5 to 4.4-11. With increasing depth from the ground surface in the vicinity of the CEMEX site, this section describes the Dune Sand Aquifer, the 180-Foot Equivalent Aquifer (180-FTE), the 180/400-Foot Aquitard, the 400-Foot and 900-Foot Aquifers.

The hydrostratigraphy in the vicinity of the CEMEX site is represented on east-west cross section 1-1’ and north-south section A-A’ in Appendix E2. The portion of Section 1-1’ shown on **Figure D1** indicates there is an aquitard between the Dune Sand and 180-FTE aquifers approximately two miles east of the site. It is possible this aquitard extends to the CEMEX site as there are no logs plotted on the section between the interpreted western edge of this aquitard and the site. There is also a well log plotted at the eastern edge of the CEMEX site (14S/2E-18E1) that has a 25-foot thick clay at the approximate position of this aquitard.

The eastern edge of this aquitard is shown on Section 1-1’ as disconnected from the Salinas Valley Aquitard (SVA). However no log is plotted between the easternmost well with this aquitard (14S/2E-21E01) and the westernmost well with the SVA (14S/2E-21F02) to support this interpretation.

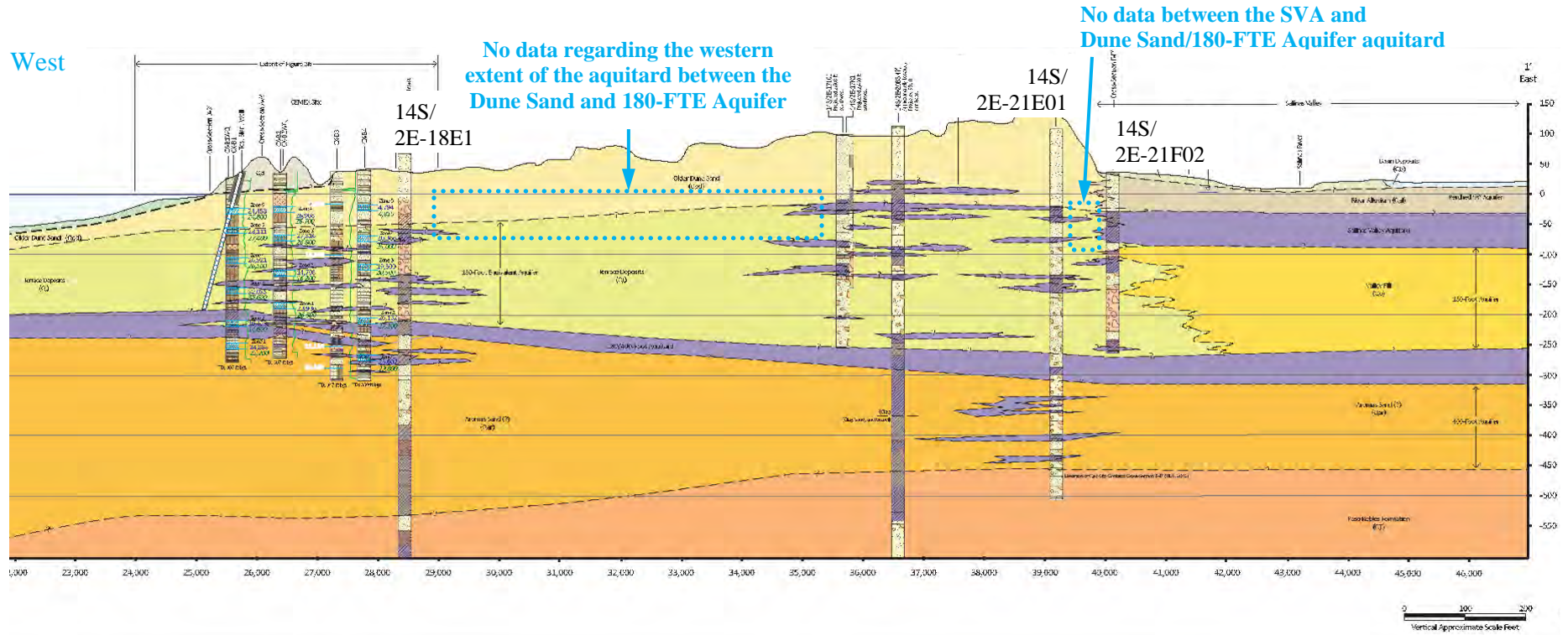


Figure D1. The eastern half of Section 1-1' with data gaps regarding continuity of the aquitard between the Dune Sand and 180-FTE Aquifer indicated.

The southern portion of Section A-A' is in generally the same location as southern portion of Section B-B' of Kennedy/Jenks Consultants (2004), which is referenced in the DEIR, as shown on **Figure D2**. Section A-A' interprets no aquitard at the contact between the Dune Sand and 180-FTE aquifers. Section B-B' does interpret an aquitard between these two aquifers, and interprets it as continuous with the SVA. The sections plot some of the same lithologic logs in their southern portions, including those indicated on **Figure D2**. The portion of these sections including these wells is shown in **Figure D2**.

Section B-B' interprets ~50 ft of sandy clay and ~20 ft of clay at depths of about 150 ft encountered in each of these borings, respectively, as separating the Dune Sand from the 180' Aquifer in the terminology of that report (Kennedy/Jenks Consultants, 2004). Section A-A' interprets these materials as within the 180-FTE Aquifer, and the 180/400-Foot Aquitard as passing through gravel and sand in those borings. The interpretation of Kennedy/Jenks Consultants (2004) is considerably more credible given the data.

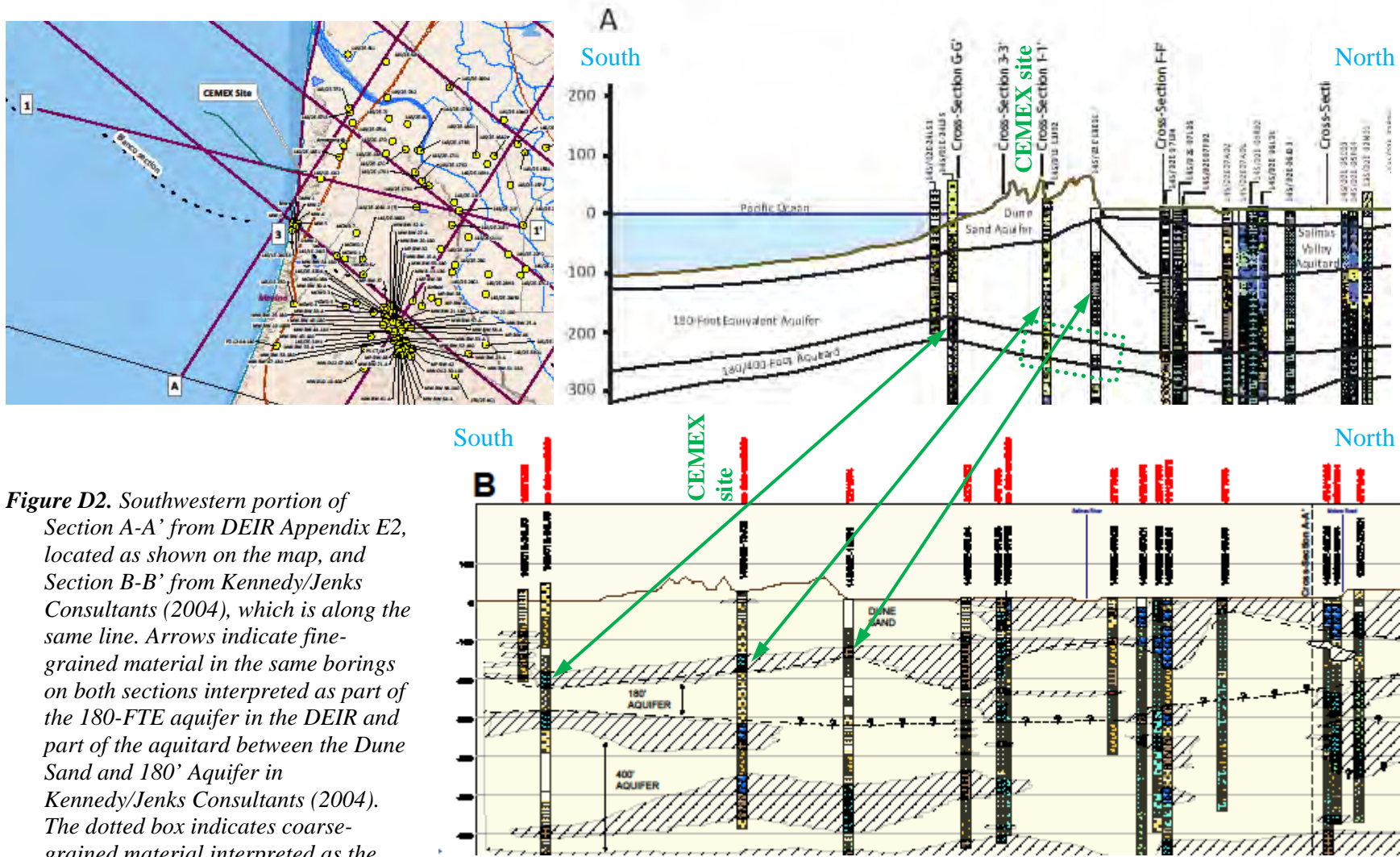


Figure D2. Southwestern portion of Section A-A' from DEIR Appendix E2, located as shown on the map, and Section B-B' from Kennedy/Jenks Consultants (2004), which is along the same line. Arrows indicate fine-grained material in the same borings on both sections interpreted as part of the 180-FTE aquifer in the DEIR and part of the aquitard between the Dune Sand and 180' Aquifer in Kennedy/Jenks Consultants (2004). The dotted box indicates coarse-grained material interpreted as the 180/400 Aquitard in the DEIR section.

Beyond the references cited regarding the hydrogeology in the vicinity of the CEMEX site, no reference is made to reports resulting from remedial investigation of the former Fort Ord Army Base (“the former Base”). In particular, Harding Lawson Associates (1995) characterizes the hydrogeology of the former base.

Harding Lawson Associates (1995) defines an unconfined A-aquifer comprising primarily older dune sand. This is separated from the underlying 180-foot aquifer by the FO-SVA over most of the base. Harding Lawson Associates (1995) suggests the western edge of the FO-SVA is approximately two km east of the proposed slant well site. To the east of this location, the 180-foot aquifer is confined. To the west it is in hydraulic connection with the overlying A-aquifer, and so unconfined. In contrast the western edge of an aquitard in this stratigraphic position is more than three km east on section 1-1’ in **Figure D1**, and does not appear to be included at all in the NMGWM, and Kennedy/Jenks Consultants (2004) interpret this aquitard extending to the CEMEX site and beneath the sea bed beyond.

Harding Lawson Associates (1995) divides the 180-foot aquifer into an Upper and a Lower portion based upon water level data. It finds the two are hydraulically disconnected by the intervening Intermediate 180-foot aquitard, and the Lower 180-foot aquifer is hydraulically connected to the 400-foot aquifer.

The 180-FTE aquifer is confined by the FO-SVA within the area with greater than one foot of water level drawdown predicted by the numerical simulation, as shown on Figure 4.4-14 in the DEIR. The absence of the FO-SVA in the numerical model allows areal recharge to the 180-FTE aquifer by the portion of precipitation that infiltrates past the root zone. This would tend to decrease the area with at least one foot of drawdown in the 180-FTE aquifer predicted by the model as compared to reality. However the gradient in the Dune Sand aquifer within a portion of the predicted drawdown area is toward the west, so a portion of the areal recharge in this area will still flow toward the proposed extraction wells where the FO-SVA is present, albeit through the smaller transmissivity of the Dune Sand aquifer alone as compared to that of the combined Dune Sand and 180-FTE aquifers in the model.

Depending upon how much the gradient in the A-aquifer in the modeled capture area is toward the west, the location of the capture zone that develops may not be substantially different from that modeled. However the area with greater than one foot of drawdown in the Dune Sand aquifer, which is only a portion of the capture zone, may be greater if the 180-FTE aquifer is confined at the edge of the FO-SVA. In this case, gradients in the Dune Sand aquifer over the FO-SVA will be greater than modeled and so water levels decline more within the capture zone. However in the case that the 180-FTE aquifer is unconfined at the edge of the FO-SVA, there will be no decline in water levels in the overlying Dune Sand aquifer. In this case, the input of areal recharge to the 180-FTE at the edge of the FO-SVA will not increase in response to extraction, and so the area of the capture zone in the 180-FTE aquifer will increase.

Consequently the distribution of water level drawdowns due to the proposed extraction will be different than those predicted by the model. The portion of the total volume of water extracted that is from beneath onshore is also likely to be different.

Hydraulic Parameters

Appendix E2 to the DEIR provides the hydraulic conductivities used in the simulation and indicates they are the result of textural correlations. **Table D1** compares these to hydraulic conductivities measured in a variety of tests reported in Harding Lawson Associates (1995) and Jordan et al. (2005).

Table D1. Comparison of hydraulic conductivities based on textural correlations used in the NMGWM compared to calibrated values in that model and measured values reported by Harding Lawson Associates (1995) and Jordan et al. (2005). All values in ft/day.

Aquifer	Appendix E2 ¹				Harding Lawson Associates (1995)					Jordan et al. (2005)		
	Horizontal		Vertical		Slug		Specific capacity		Constant Discharge	Horizontal	Vertical	
	I ⁴	C ⁵	I ⁴	C ⁵	R ⁶	M ⁷	R ⁶	M ⁷	R ⁶			
Dune Sand (A-) ²	109-304 (207)	270	8.16-11.87 (10.02)	10.02	6.4-95.0 (13)	28.1				1.6-41.1 (3)	7-10 ^a	1-4 ^b
180-FTE (Upper 180-foot) ³	71-216 (143)	160	0.11-0.21 (0.16)	0.21-0.40	0.04-311 (25)	12.7	30-366 (10)	106 ⁸		0.32-44.0 (3)		

¹Calibrated values for the portion of the NMGWM under the former Fort Ord near the CEMEX site

²Calibrated hydraulic conductivities from NMGWM layer 2

³Calibrated hydraulic conductivities from NMGWM layer 4

⁴Initial hydraulic conductivity range (and mean) input to the NMGWM model

⁵Hydraulic conductivity range calibrated by the NMGWM model to match well hydrographs

⁶Range (number of tests in parentheses)

⁷Geometric mean

⁸Given as 300, but value shown recalculated from individual test results

^aGiven in executive summary based on four different data types ranging from near-well to plume (~1 km) scale

^bFrom natural and engineered recharge transients, rounded to one significant figure

Based on the results in **Table 2**, the vertical and horizontal hydraulic conductivity values for the Dune Sand and 180-FTE aquifer used to initialize the NMGWM and the resulting hydraulic conductivities calibrated by the NMGWM to match the well hydrographs appear too large. Additionally, the greater than two orders of magnitude larger horizontal than vertical hydraulic conductivity values for the 180-FTE aquifer is more than typical for a single hydrostratigraphic unit. These large ratios may be needed to compensate for the lack of the FO-SVA in the model. It may be that the values produced by a model including the FO-SVA are closer to those measured, particularly using those measured values as a starting point for calibration.

Storativity was also calibrated by the NMGWM. **Table D2** compares these values to those from earlier studies.

Table D2. Comparison of storativities calibrated by the NMGWM for the Dune Sand (A-) aquifer compared to those reported by Harding Lawson Associates (1995) and Jordan et al. (2005).

Appendix E2 ¹	Harding Lawson Associates (1995) ²	Jordan et al. (2005) ³
0.065-0.1	0.0082-0.24 (0.106)	0.20-0.27

¹Calibrated values for the portion of the NMGWM layer 2 under the former Fort Ord near the CEMEX site

²Value in parentheses is the mean

³Specific yield, which is virtually the same as storativity for an unconfined aquifer

Table D2 suggests the storativity values used for the A-aquifer in the model are smaller than the values based on field data in the other references. Given that this value has a strong effect on the propagation rate of drawdown in the unconfined Dune Sand aquifer, the NMGWM should also be run with higher initial storativities to determine how sensitive drawdown is to the value of this parameter.

Appendix LBNL-E. Additional Appendix E2 Tables

(Separate Document)

Appendix LBNL-E.

Water budget for case NM_sce1n (App. E2 Table 2)

Model	Year	[1] NES	[2]+[3] Bdry Rech&Wells	[4] Ocean In	[5] Total In	[6]+[7]+[8] Wells Out	[9] Stream Out	[10] Ocean Out	[11] Total Out	[12] In - Out	[alt 12] Dstorage
2012	20008.	72254.	36349.	128611.	80571.	2121.	15946.	98639.	29972.	30008.	
2013	677.	53003.	21642.	75321.	49338.	2190.	19287.	70815.	4506.	4468.	
2014	9629.	71092.	22874.	103594.	80662.	2211.	20694.	103568.	26.	21.	
2015	1152.	51871.	21024.	74047.	49305.	2246.	20675.	72226.	1821.	1767.	
2016	10785.	70432.	22498.	103715.	80720.	2273.	21453.	104446.	-730.	-715.	
2017	2158.	51508.	20763.	74428.	49363.	2277.	21217.	72856.	1572.	1514.	
2018	8152.	40008.	22753.	70913.	65886.	2222.	18475.	86583.	-15670.	-15655.	
2019	13495.	27246.	30240.	70981.	78155.	1646.	11818.	91619.	-20637.	-20484.	
2020	8277.	26321.	34919.	69517.	65753.	1454.	8675.	75883.	-6365.	-6331.	
2021	4339.	22824.	37521.	64684.	64340.	1376.	7427.	73142.	-8458.	-8341.	
2022	-1505.	39103.	39573.	77171.	65987.	1330.	6729.	74047.	3125.	3177.	
2023	-2992.	35598.	39913.	72519.	68616.	1314.	6776.	76707.	-4188.	-4094.	
2024	2958.	30518.	44729.	78205.	80184.	1270.	5592.	87047.	-8841.	-8809.	
2025	888.	28611.	50257.	79757.	80009.	1222.	4280.	85510.	-5754.	-5612.	
2026	-8391.	27018.	51704.	70331.	65753.	1215.	4085.	71053.	-722.	-666.	
2027	-11573.	23207.	52646.	64279.	64348.	1216.	3953.	69517.	-5238.	-5140.	
2028	-16103.	38693.	53620.	76210.	66261.	1208.	3785.	71255.	4955.	5014.	
2029	-16108.	34696.	53084.	71671.	69710.	1205.	3948.	74862.	-3191.	-3058.	
2030	-13926.	61499.	52746.	100319.	92178.	1192.	4222.	97593.	2726.	2969.	
2031	-24391.	45841.	49524.	70974.	61083.	1189.	4427.	66698.	4275.	4411.	
2032	-16664.	67395.	47115.	97846.	87634.	1209.	5246.	94089.	3757.	3941.	
2033	-24827.	51331.	43619.	70123.	57857.	1205.	5666.	64728.	5395.	5456.	
2034	-18156.	78812.	40211.	100866.	80850.	1272.	7097.	89220.	11646.	11637.	
2035	-29056.	78671.	31143.	80757.	48080.	1519.	11424.	61023.	19734.	19730.	
2036	-15128.	56974.	26400.	68247.	47275.	1721.	13815.	62811.	5436.	5398.	
2037	-554.	77416.	26139.	103001.	80481.	1802.	15984.	98266.	4735.	4706.	
2038	-9995.	75918.	20753.	86677.	43969.	2519.	24533.	71021.	15656.	15567.	
2039	-458.	59183.	19325.	78050.	47020.	2477.	26041.	75538.	2512.	2491.	
2040	5025.	43065.	19837.	67927.	47269.	2390.	23301.	72960.	-5033.	-5169.	
2041	14628.	69025.	21810.	105463.	80894.	2369.	22811.	106073.	-610.	-594.	
2042	2322.	69442.	18200.	89963.	45032.	3784.	30055.	78872.	11092.	11024.	
2043	8670.	54841.	17638.	81148.	47846.	3239.	29914.	80999.	149.	97.	
2044	11837.	39349.	18546.	69732.	47507.	2684.	26052.	76243.	-6511.	-6643.	
2045	19739.	66601.	20761.	107101.	81190.	2716.	24825.	108731.	-1630.	-1588.	
2046	6388.	67857.	17522.	91767.	45589.	4348.	31673.	81610.	10157.	10125.	
2047	20901.	65883.	19666.	106450.	81868.	3117.	27943.	112928.	-6478.	-6425.	
2048	10940.	46598.	18753.	76291.	49320.	2608.	25677.	77605.	-1314.	-1331.	
2049	18321.	67022.	20772.	106115.	81111.	2681.	25010.	108802.	-2687.	-2649.	
2050	8192.	48643.	19451.	76286.	49330.	2479.	24034.	75843.	443.	410.	
2051	12656.	48916.	21052.	82624.	65674.	2332.	21210.	89216.	-6592.	-6517.	
2052	11776.	51184.	22802.	85761.	68723.	2266.	18566.	89554.	-3793.	-3777.	
2053	5158.	52707.	22646.	80511.	55994.	2021.	18188.	76203.	4307.	4295.	
2054	7446.	47907.	23209.	78562.	65886.	2138.	17393.	85417.	-6855.	-6809.	
2055	11292.	28312.	29253.	68857.	79195.	1674.	12426.	93295.	-24438.	-24343.	
2056	8373.	26224.	34218.	68815.	65753.	1479.	8972.	76204.	-7389.	-7373.	
2057	4828.	22781.	36983.	64592.	64340.	1392.	7620.	73351.	-8759.	-8659.	

2058	-874.	39109.	39101.	77335.	66101.	1345.	6883.	74329.	3006.	3051.
2059	-2085.	35652.	39536.	73103.	69126.	1322.	6904.	77351.	-4249.	-4171.
2060	-16428.	71291.	34818.	89681.	58850.	1410.	8694.	68955.	20726.	20611.
2061	-2282.	35111.	34370.	67200.	69060.	1466.	9050.	79576.	-12376.	-12350.
2062	-15684.	74194.	29694.	88204.	48353.	1670.	12047.	62070.	26133.	26088.
2063	-7413.	53116.	24475.	70178.	47267.	1903.	15468.	64637.	5541.	5487.
2064	4185.	74781.	24751.	103717.	80547.	1967.	17554.	100069.	3649.	3579.
2065	-6414.	73362.	19952.	86899.	44223.	2925.	25913.	73061.	13839.	13772.
2066	2748.	43130.	19801.	65679.	44981.	2483.	22641.	70104.	-4425.	-4499.
2067	4489.	47716.	20272.	72477.	49342.	2410.	21549.	73301.	-824.	-825.
2068	4204.	46659.	19989.	70852.	44741.	2488.	22411.	69640.	1212.	1117.
2069	10401.	44621.	22558.	77581.	64799.	2166.	18032.	84998.	-7417.	-7421.
2070	7610.	46538.	23576.	77724.	64443.	2023.	16453.	82919.	-5195.	-5192.
2071	10054.	37216.	27889.	75159.	77359.	1732.	13227.	92317.	-17159.	-17126.
2072	-448.	49808.	27098.	76457.	56033.	1763.	12916.	70711.	5746.	5758.
2073	8577.	75281.	26057.	109915.	80921.	1863.	15605.	98390.	11526.	11474.
2074	-2017.	55162.	22391.	75536.	49304.	2092.	18136.	69531.	6005.	5926.
Average	949.	51050.	29723.	81722.	63641.	1982.	15594.	81216.	506.	519.

Water budget for case NM_sce2f (App. E2 Table 3)

Model	Year	[1] NES	[2]+[3] Bdry Rech&Wells	[4] Ocean In	[5] Total In	[6]+[7]+[8] Wells Out	[9] Stream Out	[10] Ocean Out	[11] Total Out	[12] In - Out	[alt 12] Dstorage
2012		6492.	64774.	42327.	113593.	80093.	1792.	10456.	92342.	21252.	21234.
2013		-6340.	50096.	27732.	71488.	53253.	1900.	12470.	67623.	3865.	3839.
2014		1893.	65138.	28366.	95397.	80092.	1874.	13301.	95267.	130.	81.
2015		-5065.	48609.	26695.	70239.	53251.	1957.	13346.	68553.	1685.	1693.
2016		3312.	64314.	27727.	95353.	80114.	1914.	13856.	95885.	-531.	-562.
2017		-3833.	48315.	26185.	70667.	53321.	1986.	13768.	69075.	1592.	1565.
2018		1766.	29953.	29125.	60844.	67151.	1926.	11863.	80940.	-20096.	-20053.
2019		9341.	22375.	39216.	70931.	79363.	1459.	7254.	88076.	-17144.	-17003.
2020		3473.	21790.	44482.	69745.	68333.	1340.	5608.	75282.	-5536.	-5489.
2021		-851.	19315.	47246.	65710.	67014.	1295.	4980.	73289.	-7579.	-7463.
2022		-5780.	32533.	49767.	76520.	68420.	1253.	4477.	74150.	2371.	2468.
2023		-7594.	29382.	50300.	72087.	70747.	1251.	4474.	76472.	-4385.	-4269.
2024		-2585.	24537.	55502.	77455.	81094.	1224.	3788.	86105.	-8651.	-8535.
2025		-4195.	23418.	60858.	80081.	80855.	1213.	3085.	85153.	-5072.	-4844.
2026		-12539.	22361.	62132.	71955.	68333.	1211.	3006.	72550.	-595.	-440.
2027		-16026.	19642.	62827.	66443.	67021.	1211.	2954.	71186.	-4744.	-4539.
2028		-19639.	32060.	64158.	64158.	68694.	1205.	2795.	72694.	3885.	4023.
2029		-20172.	28972.	63853.	72653.	71839.	1201.	2859.	75900.	-3247.	-3063.
2030		-18261.	51774.	64008.	97521.	91672.	1183.	2874.	95729.	1792.	2060.
2031		-27445.	37758.	61395.	71709.	63961.	1188.	3023.	68172.	3537.	3679.
2032		-20999.	55263.	59321.	93585.	87131.	1190.	3298.	91619.	1966.	2195.
2033		-28701.	42325.	56501.	70125.	60759.	1185.	3519.	65464.	4662.	4800.
2034		-23998.	64634.	53118.	93753.	80349.	1199.	4022.	85570.	8183.	8293.
2035		-37016.	71713.	43531.	78228.	52416.	1303.	5915.	59634.	18595.	18639.
2036		-26009.	55537.	37536.	67063.	51501.	1454.	7336.	60291.	6773.	6804.
2037		-10310.	70591.	35546.	95827.	80120.	1525.	8758.	90403.	5425.	5434.
2038		-18132.	71558.	27852.	81279.	48085.	1820.	14155.	64060.	17219.	17197.
2039		-10490.	57296.	25330.	72136.	51336.	1968.	15766.	69070.	3066.	3023.
2040		-6039.	43958.	25718.	63636.	51493.	1981.	14311.	67785.	-4149.	-4249.
2041		4056.	64405.	27455.	95916.	80136.	1850.	14095.	96081.	-165.	-174.
2042		-6109.	63703.	23050.	80645.	48461.	2269.	19259.	69989.	10656.	10592.
2043		-907.	52344.	22332.	73769.	51429.	2221.	19631.	73280.	489.	437.
2044		1890.	40247.	23269.	65405.	51493.	2177.	17229.	70899.	-5494.	-5542.
2045		10017.	61542.	25532.	97090.	80179.	2020.	16309.	98508.	-1418.	-1440.
2046		-1149.	61627.	21796.	82275.	48669.	2571.	21262.	72503.	9772.	9702.
2047		11297.	59929.	24112.	95338.	80483.	2155.	18860.	101498.	-6159.	-6134.
2048		3256.	45070.	23392.	71718.	53251.	2180.	17101.	72532.	-814.	-833.
2049		10263.	61251.	25276.	96791.	80239.	2078.	16759.	99076.	-2285.	-2269.
2050		1723.	46125.	24106.	71954.	53252.	2121.	15963.	71335.	618.	599.
2051		5355.	46178.	25740.	77273.	66621.	2069.	14327.	83017.	-5744.	-5716.
2052		5382.	46476.	27917.	79775.	69599.	1996.	12550.	84145.	-4370.	-4356.
2053		152.	47673.	28540.	76366.	58762.	1790.	11844.	72395.	3970.	4006.
2054		1953.	43235.	28980.	74168.	67147.	1913.	11601.	80662.	-6493.	-6451.
2055		7005.	22772.	36382.	66159.	80042.	1540.	8294.	89875.	-23716.	-23534.
2056		4686.	21653.	42473.	68812.	68333.	1379.	6109.	75821.	-7009.	-6964.
2057		547.	19247.	45618.	65413.	67014.	1321.	5319.	73654.	-8241.	-8105.
2058		-4279.	32549.	48337.	76607.	68531.	1271.	4730.	74532.	2075.	2178.
2059		-6031.	29530.	49083.	72582.	71256.	1266.	4688.	77210.	-4628.	-4494.

2060	-20787.	64044.	44262.	87519.	61067.	1302.	5631.	68000.	19519.	19444.
2061	-6933.	30186.	43563.	66816.	71047.	1354.	5918.	78319.	-11503.	-11428.
2062	-21528.	67131.	38613.	84216.	52688.	1480.	7443.	61611.	22605.	22613.
2063	-14189.	51289.	32416.	69516.	51494.	1658.	9581.	62733.	6782.	6819.
2064	-3157.	68043.	31595.	96482.	80160.	1697.	10934.	92790.	3692.	3632.
2065	-12403.	67470.	25414.	80480.	48247.	2054.	16434.	66735.	13746.	13701.
2066	-5645.	42953.	25216.	62524.	49456.	2126.	14734.	66316.	-3793.	-3838.
2067	-3063.	45695.	25802.	68434.	53253.	2053.	13921.	69227.	-793.	-779.
2068	-2976.	45188.	25275.	67487.	49626.	2105.	14538.	66270.	1217.	1159.
2069	2384.	41547.	28522.	72453.	66620.	1885.	11720.	80225.	-7772.	-7730.
2070	464.	36912.	30602.	67977.	66329.	1751.	10359.	78439.	-10462.	-10363.
2071	6719.	30098.	36958.	73775.	78319.	1512.	7920.	87750.	-13975.	-13810.
2072	-6738.	43799.	36143.	73204.	58935.	1534.	7843.	68312.	4892.	4946.
2073	527.	67457.	34385.	102368.	80417.	1599.	9166.	91182.	11186.	11149.
2074	-7728.	52817.	29689.	74778.	53261.	1798.	11057.	66116.	8661.	8597.
Average	-5582.	45876.	37463.	77757.	65772.	1671.	10007.	77450.	307.	351.

Water budget for case NM_sce2af (App. E2 Table 4)

Model	Year	[1]	[2]+[3]	[4]	[5]	[6]+[7]+[8]	[9]	[10]	[11]	[12]	[alt 12]
	NES	Bdry Rech	Wells	Ocean In	Total In	Wells Out	Stream Out	Ocean Out	Total Out	In - Out	Dstorage
2012	-4302.	51354.	35719.	82771.	26126.	3052.	14932.	44111.	38660.	38540.	
2013	-6348.	30306.	22131.	46088.	30454.	2749.	17860.	51063.	-4975.	-5004.	
2014	-7038.	48028.	20997.	61986.	23172.	3765.	20179.	47115.	14871.	14742.	
2015	-4793.	28700.	20443.	44350.	30491.	3199.	20371.	54061.	-9711.	-9732.	
2016	-5376.	45995.	19941.	60560.	20700.	4444.	21874.	47018.	13542.	13398.	
2017	-3270.	27593.	19504.	43827.	27491.	3792.	21879.	53163.	-9335.	-9352.	
2018	9351.	22401.	25112.	56863.	65854.	2437.	15695.	83986.	-27123.	-27127.	
2019	13903.	22123.	35428.	71454.	79209.	1640.	8992.	89841.	-18387.	-18221.	
2020	6837.	21578.	40830.	69246.	67700.	1432.	6729.	75860.	-6615.	-6543.	
2021	1896.	19141.	44137.	65174.	66733.	1350.	5755.	73839.	-8665.	-8520.	
2022	-6397.	31874.	45954.	71430.	61670.	1323.	5293.	68287.	3144.	3274.	
2023	-5318.	28209.	47109.	69999.	69322.	1294.	5140.	75756.	-5756.	-5619.	
2024	-757.	24293.	52980.	78516.	80443.	1246.	4173.	85863.	-9347.	-9245.	
2025	-2667.	23312.	58794.	79439.	80543.	1214.	3312.	85069.	-5629.	-5452.	
2026	-11516.	22244.	60401.	71130.	67762.	1211.	3189.	72162.	-1033.	-899.	
2027	-15135.	19563.	61436.	65865.	66741.	1211.	3097.	71050.	-5185.	-4994.	
2028	-21795.	31609.	61621.	71434.	61938.	1216.	3046.	66200.	5235.	5402.	
2029	-19593.	28481.	61744.	70632.	70415.	1202.	3064.	74681.	-4049.	-3863.	
2030	-22331.	51243.	59742.	88654.	80108.	1193.	3324.	84625.	4029.	4263.	
2031	-28045.	36128.	58054.	66137.	58831.	1197.	3398.	63426.	2711.	2898.	
2032	-27701.	52372.	53818.	78489.	68618.	1224.	4030.	73872.	4617.	4797.	
2033	-30274.	38371.	52101.	60198.	51488.	1218.	4155.	56862.	3336.	3515.	
2034	-33758.	56891.	45863.	68995.	51294.	1339.	5453.	58086.	10909.	10948.	
2035	-47482.	69799.	36565.	58883.	15050.	1642.	8599.	25291.	33592.	33473.	
2036	-25329.	37031.	28560.	40263.	33358.	1986.	12115.	47460.	-7198.	-7160.	
2037	-22347.	56315.	26815.	60783.	26667.	2368.	14035.	43070.	17713.	17642.	
2038	-18132.	53725.	21362.	56954.	14791.	3461.	21247.	39499.	17456.	17320.	
2039	-10844.	39805.	18557.	47518.	12805.	5090.	24732.	42628.	4890.	4754.	
2040	-3952.	25279.	18349.	39676.	12718.	4837.	23785.	41340.	-1663.	-1786.	
2041	-994.	42965.	17986.	59957.	21475.	7275.	25655.	54406.	5551.	5410.	
2042	-760.	49391.	16060.	64691.	17698.	10495.	31185.	59377.	5314.	5152.	
2043	5029.	38760.	15731.	59520.	18210.	10261.	31103.	59573.	-53.	-110.	
2044	8372.	24554.	16275.	49200.	16462.	8562.	28300.	53323.	-4123.	-4212.	
2045	8154.	42574.	16468.	67197.	24263.	10232.	29002.	63497.	3700.	3620.	
2046	5994.	49117.	15099.	70209.	19857.	12619.	33755.	66231.	3978.	3856.	
2047	9957.	43228.	15627.	68812.	26109.	11708.	31775.	69591.	-780.	-850.	
2048	8684.	26261.	15909.	50854.	16009.	9783.	29382.	55174.	-4320.	-4451.	
2049	9205.	42417.	16166.	67787.	24602.	10830.	29789.	65221.	2566.	2467.	
2050	7120.	26158.	16210.	49488.	15195.	9172.	28423.	52790.	-3302.	-3423.	
2051	15769.	28489.	18484.	62742.	48879.	5922.	24424.	79225.	-16482.	-16345.	
2052	15933.	26272.	23421.	65627.	66769.	2752.	17637.	87158.	-21531.	-21448.	
2053	-1255.	36905.	23032.	58683.	15584.	2849.	16760.	35193.	23490.	23315.	
2054	8269.	22749.	23179.	54197.	57625.	2803.	17352.	77779.	-23582.	-23506.	
2055	15126.	21920.	33572.	70618.	79730.	1722.	9850.	91302.	-20684.	-20517.	
2056	8452.	21486.	39207.	69145.	67700.	1480.	7236.	76416.	-7271.	-7203.	
2057	3408.	19096.	42702.	65206.	66733.	1378.	6121.	74233.	-9026.	-8871.	
2058	-5027.	32060.	44516.	71549.	61464.	1356.	5620.	68441.	3108.	3227.	
2059	-3733.	28267.	45963.	70498.	69831.	1310.	5394.	76534.	-6036.	-5909.	

2060	-36863.	63196.	36892.	63224.	14212.	1641.	8136.	23988.	39236.	39083.
2061	-7335.	22763.	36125.	51553.	66435.	1716.	8852.	77002.	-25449.	-25242.
2062	-27196.	60062.	31364.	64230.	15322.	1937.	11108.	28366.	35864.	35735.
2063	-14214.	32146.	24410.	42342.	31800.	2336.	15480.	49617.	-7274.	-7245.
2064	-12025.	51719.	23333.	63027.	26115.	2936.	17335.	46386.	16641.	16556.
2065	-11034.	51385.	19278.	59630.	16527.	5229.	24401.	46157.	13473.	13309.
2066	-4794.	24043.	18314.	37563.	11334.	4910.	23567.	39812.	-2249.	-2446.
2067	-272.	26197.	18173.	44098.	15546.	5390.	23638.	44575.	-477.	-554.
2068	5974.	28041.	18998.	53014.	35675.	4348.	22765.	62788.	-9774.	-9759.
2069	12672.	20459.	25605.	58736.	66628.	2281.	14738.	83646.	-24910.	-24779.
2070	7250.	27486.	29364.	64100.	58280.	1963.	11414.	71658.	-7557.	-7449.
2071	9197.	27406.	35414.	72016.	71558.	1657.	8748.	81963.	-9947.	-9735.
2072	-9616.	37973.	33349.	61706.	44138.	1702.	9239.	55079.	6627.	6679.
2073	-14824.	56218.	27272.	68666.	30833.	2319.	13469.	46621.	22045.	21968.
2074	-11287.	34477.	24593.	47782.	31244.	2406.	15403.	49053.	-1271.	-1304.
Average	-5543.	35397.	31939.	61793.	42735.	3629.	15024.	61388.	405.	420.

Water budget for case NM_sce3n - new simulation (App. E2 Table 5)

Model Year	[1]	[2]+[3]	[4]	[5]	[6]+[7]+[8]	[9]	[10]	[11]	[12]	[alt 12]
	NES Bdry	Rech&Wells	Ocean In	Total In	Wells Out	Stream Out	Ocean Out	Total Out	In - Out	Dstorage
2012	19454.	73440.	55816.	148711.	106763.	1930.	12403.	121096.	27614.	27618.
2013	1377.	53885.	41152.	96414.	75792.	2047.	14517.	92356.	4059.	4002.
2014	10448.	71806.	41960.	124215.	106841.	2008.	15505.	124354.	-139.	-68.
2015	2000.	53180.	40146.	95327.	75761.	2092.	15477.	93329.	1997.	1936.
2016	11512.	71381.	41367.	124259.	106885.	2060.	16114.	125059.	-800.	-805.
2017	3032.	52609.	39774.	95414.	75817.	2115.	15905.	93838.	1577.	1512.
2018	9107.	40312.	42669.	92088.	92109.	2072.	14041.	108222.	-16134.	-16116.
2019	14994.	27245.	52466.	94705.	104380.	1569.	9396.	115345.	-20640.	-20481.
2020	9701.	26327.	57986.	94014.	91859.	1408.	7143.	100411.	-6396.	-6357.
2021	5693.	22818.	60949.	89460.	90447.	1342.	6142.	97931.	-8471.	-8372.
2022	-194.	39119.	63167.	102092.	92093.	1291.	5567.	98952.	3140.	3188.
2023	-1684.	35611.	63442.	97369.	94727.	1284.	5583.	101594.	-4224.	-4127.
2024	4245.	30521.	68495.	103261.	106292.	1247.	4660.	112199.	-8938.	-8902.
2025	2189.	28631.	74376.	105196.	106116.	1217.	3647.	110980.	-5785.	-5628.
2026	-7082.	27031.	75889.	95838.	91859.	1215.	3509.	96583.	-745.	-680.
2027	-10297.	23208.	76912.	89823.	90455.	1216.	3406.	95077.	-5254.	-5134.
2028	-14852.	38672.	77915.	101735.	92367.	1207.	3253.	96827.	4908.	4980.
2029	-14844.	34708.	77336.	97199.	95820.	1203.	3371.	100394.	-3194.	-3064.
2030	-12650.	61458.	76855.	125663.	118287.	1185.	3515.	122987.	2676.	2921.
2031	-23162.	45887.	73664.	96389.	87190.	1187.	3733.	92111.	4278.	4392.
2032	-15462.	67455.	70988.	122982.	113742.	1195.	4261.	119198.	3784.	3962.
2033	-23594.	51283.	67462.	95151.	83974.	1194.	4641.	89809.	5342.	5404.
2034	-17043.	78843.	63645.	125445.	106958.	1240.	5625.	113824.	11621.	11613.
2035	-28651.	79138.	53294.	103781.	74543.	1427.	8571.	84541.	19240.	19253.
2036	-14363.	57787.	47999.	91423.	73859.	1600.	10286.	85745.	5678.	5658.
2037	252.	78277.	46741.	125270.	106711.	1667.	11788.	120166.	5104.	5048.
2038	-9252.	77131.	38745.	106624.	70259.	2146.	17922.	90327.	16297.	16206.
2039	301.	60481.	36861.	97643.	73549.	2209.	19301.	95059.	2584.	2540.
2040	5868.	44417.	38204.	88488.	73849.	2188.	17447.	93484.	-4996.	-5130.
2041	15260.	69981.	40412.	125652.	107046.	2122.	17221.	126389.	-737.	-716.
2042	3234.	70350.	34900.	108484.	71334.	3161.	22566.	97061.	11424.	11359.
2043	9564.	55747.	34445.	99756.	74216.	2627.	22639.	99481.	275.	232.
2044	12716.	40549.	36377.	89642.	74012.	2385.	19834.	96231.	-6589.	-6681.
2045	20317.	67674.	38955.	126946.	107349.	2369.	18992.	128710.	-1764.	-1704.
2046	7249.	68720.	33872.	109841.	71828.	3623.	23978.	99429.	10411.	10356.
2047	21705.	66639.	37160.	125503.	107964.	2658.	21467.	132089.	-6586.	-6557.
2048	11820.	47616.	36803.	96239.	75753.	2371.	19596.	97719.	-1481.	-1500.
2049	19078.	68216.	38952.	126246.	107283.	2352.	19139.	128774.	-2528.	-2474.
2050	9136.	49532.	37889.	96558.	75785.	2272.	18271.	96328.	230.	211.
2051	13431.	49983.	40289.	103703.	91780.	2182.	16316.	110278.	-6575.	-6472.
2052	12566.	51636.	42920.	107121.	94858.	2094.	14330.	111281.	-4160.	-4108.
2053	6022.	53578.	42720.	102321.	82231.	1910.	13851.	97992.	4329.	4316.
2054	8474.	48335.	43450.	100259.	92109.	2007.	13199.	107315.	-7056.	-7014.
2055	12731.	28219.	51162.	92111.	105302.	1597.	9772.	116672.	-24561.	-24463.
2056	9884.	26223.	57134.	93241.	91859.	1428.	7346.	100633.	-7392.	-7374.
2057	6220.	22773.	60288.	89282.	90447.	1357.	6288.	98092.	-8811.	-8710.
2058	472.	39126.	62598.	102196.	92207.	1305.	5687.	99199.	2996.	3040.
2059	-718.	35608.	63009.	97899.	95236.	1292.	5672.	102200.	-4301.	-4227.

2060	-15393.	71620.	57718.	113945.	84958.	1357.	6942.	93257.	20687.	20576.
2061	-941.	34915.	57316.	91289.	95166.	1406.	7221.	103793.	-12504.	-12468.
2062	-15073.	74599.	51646.	111172.	74816.	1567.	9117.	85499.	25673.	25634.
2063	-6479.	54110.	45382.	93013.	73851.	1757.	11452.	87060.	5953.	5897.
2064	5040.	75799.	44705.	125543.	106752.	1804.	12919.	121475.	4069.	4017.
2065	-5560.	74400.	37430.	106269.	70563.	2460.	19004.	92028.	14241.	14137.
2066	3531.	44412.	38378.	86321.	71458.	2277.	16943.	90678.	-4357.	-4439.
2067	5300.	48685.	39148.	93133.	75797.	2209.	16092.	94097.	-965.	-926.
2068	4898.	47934.	38597.	91429.	71317.	2264.	16686.	90266.	1163.	1105.
2069	11262.	45186.	42653.	99101.	91258.	2012.	13727.	106998.	-7897.	-7873.
2070	8631.	47326.	44136.	100093.	90668.	1898.	12537.	105103.	-5010.	-5014.
2071	11228.	37226.	49533.	97988.	103466.	1643.	10287.	115396.	-17409.	-17363.
2072	421.	49923.	48917.	99261.	82149.	1659.	10054.	93862.	5399.	5401.
2073	9435.	75944.	46893.	132273.	107028.	1731.	11772.	120531.	11742.	11701.
2074	-1005.	56180.	42386.	97561.	75749.	1956.	13522.	91227.	6333.	6227.
Average	1928.	51610.	50547.	104085.	89887.	1823.	11923.	103634.	451.	468.

Water budget for case NM_sce3n - original simulation (App. E2 Table 5)

Model Year	[1] NES Bdry	[2]+[3] Rech&Wells	[4] Ocean In	[5] Total In	[6]+[7]+[8] Wells Out	[9] Stream Out	[10] Ocean Out	[11] Total Out	[12] In - Out	[alt 12] Dstorage
2012	19454.	73440.	55816.	148711.	106763.	1930.	12403.	121096.	27614.	27618.
2013	1377.	53885.	41152.	96414.	75792.	2047.	14517.	92356.	4059.	4002.
2014	10448.	71806.	41960.	124215.	106841.	2008.	15505.	124354.	-139.	-68.
2015	2003.	53180.	40147.	95330.	75761.	2092.	15476.	93329.	2001.	1936.
2016	11512.	71381.	41367.	124259.	106885.	2060.	16114.	125059.	-800.	-805.
2017	3032.	52609.	39774.	95415.	75817.	2115.	15905.	93838.	1577.	1512.
2018	9107.	40312.	42669.	92088.	92109.	2072.	14041.	108222.	-16134.	-16116.
2019	14994.	27245.	52466.	94705.	104380.	1569.	9396.	115345.	-20640.	-20481.
2020	9701.	26327.	57986.	94014.	91859.	1408.	7143.	100411.	-6397.	-6357.
2021	5690.	22818.	60949.	89458.	90447.	1342.	6142.	97932.	-8474.	-8372.
2022	-194.	39119.	63167.	102092.	92093.	1291.	5567.	98952.	3140.	3188.
2023	-1684.	35611.	63442.	97369.	94727.	1284.	5583.	101594.	-4224.	-4127.
2024	4245.	30521.	68495.	103261.	106292.	1247.	4660.	112199.	-8938.	-8903.
2025	2189.	28631.	74376.	105196.	106116.	1217.	3647.	110980.	-5785.	-5628.
2026	-7082.	27031.	75889.	95838.	91859.	1215.	3509.	96583.	-745.	-680.
2027	-10297.	23208.	76912.	89824.	90455.	1216.	3406.	95077.	-5254.	-5134.
2028	-14852.	38672.	77915.	101735.	92367.	1207.	3253.	96827.	4908.	4980.
2029	-14844.	34708.	77336.	97199.	95820.	1203.	3371.	100394.	-3195.	-3064.
2030	-12650.	61458.	76855.	125663.	118287.	1185.	3515.	122987.	2676.	2921.
2031	-23162.	45887.	73664.	96389.	87190.	1187.	3733.	92111.	4278.	4392.
2032	-15462.	67455.	70988.	122982.	113742.	1195.	4261.	119198.	3784.	3962.
2033	-23594.	51283.	67462.	95151.	83974.	1194.	4641.	89809.	5342.	5404.
2034	-17043.	78843.	63645.	125445.	106958.	1240.	5625.	113824.	11621.	11613.
2035	-28650.	79138.	53294.	103781.	74543.	1427.	8571.	84541.	19240.	19253.
2036	-14363.	57787.	47999.	91423.	73859.	1600.	10286.	85745.	5677.	5658.
2037	253.	78277.	46741.	125271.	106711.	1667.	11788.	120166.	5105.	5048.
2038	-9251.	77131.	38745.	106625.	70259.	2146.	17922.	90327.	16297.	16206.
2039	300.	60481.	36861.	97641.	73549.	2209.	19301.	95059.	2582.	2540.
2040	5868.	44417.	38204.	88488.	73849.	2188.	17447.	93484.	-4996.	-5131.
2041	15260.	69981.	40412.	125652.	107046.	2122.	17221.	126389.	-736.	-716.
2042	3234.	70350.	34900.	108484.	71334.	3161.	22566.	97061.	11423.	11360.
2043	9568.	55747.	34446.	99760.	74216.	2627.	22638.	99481.	279.	232.
2044	12716.	40549.	36377.	89642.	74012.	2385.	19834.	96231.	-6589.	-6680.
2045	20319.	67674.	38955.	126948.	107349.	2369.	18992.	128710.	-1762.	-1704.
2046	7248.	68720.	33872.	109840.	71828.	3623.	23978.	99429.	10410.	10357.
2047	21704.	66639.	37160.	125502.	107964.	2658.	21468.	132089.	-6587.	-6557.
2048	11822.	47616.	36803.	96240.	75753.	2371.	19596.	97719.	-1479.	-1500.
2049	19078.	68216.	38952.	126246.	107283.	2352.	19139.	128774.	-2528.	-2474.
2050	9136.	49532.	37889.	96558.	75785.	2272.	18271.	96328.	230.	211.
2051	13431.	49983.	40289.	103703.	91780.	2182.	16316.	110278.	-6575.	-6472.
2052	12566.	51636.	42920.	107121.	94858.	2094.	14330.	111281.	-4160.	-4108.
2053	6023.	53578.	42720.	102321.	82231.	1910.	13851.	97992.	4329.	4316.
2054	8474.	48335.	43450.	100259.	92109.	2007.	13199.	107315.	-7056.	-7014.
2055	12731.	28219.	51162.	92111.	105302.	1597.	9772.	116672.	-24561.	-24463.
2056	9884.	26223.	57134.	93241.	91859.	1428.	7346.	100633.	-7392.	-7374.
2057	6220.	22773.	60288.	89281.	90447.	1357.	6288.	98092.	-8811.	-8710.
2058	472.	39126.	62598.	102196.	92207.	1305.	5687.	99199.	2996.	3040.
2059	-718.	35608.	63009.	97899.	95236.	1292.	5672.	102200.	-4301.	-4227.

2060	-15393.	71620.	57718.	113944.	84958.	1357.	6942.	93257.	20687.	20576.
2061	-941.	34915.	57316.	91289.	95166.	1406.	7221.	103793.	-12504.	-12468.
2062	-15073.	74599.	51646.	111172.	74816.	1567.	9117.	85499.	25673.	25634.
2063	-6484.	54110.	45381.	93007.	73851.	1757.	11452.	87060.	5947.	5898.
2064	5039.	75799.	44705.	125542.	106752.	1804.	12919.	121475.	4068.	4017.
2065	-5561.	74400.	37430.	106269.	70563.	2460.	19004.	92028.	14241.	14137.
2066	3531.	44412.	38378.	86321.	71458.	2277.	16943.	90678.	-4357.	-4439.
2067	5300.	48685.	39148.	93133.	75797.	2209.	16092.	94097.	-964.	-926.
2068	4898.	47934.	38597.	91429.	71317.	2264.	16686.	90266.	1163.	1105.
2069	11263.	45186.	42654.	99102.	91258.	2012.	13727.	106997.	-7895.	-7873.
2070	8629.	47326.	44136.	100091.	90668.	1898.	12537.	105103.	-5012.	-5014.
2071	11228.	37226.	49533.	97987.	103466.	1643.	10287.	115396.	-17409.	-17363.
2072	421.	49923.	48917.	99261.	82149.	1659.	10054.	93862.	5399.	5401.
2073	9435.	75944.	46893.	132273.	107028.	1731.	11772.	120531.	11742.	11701.
2074	-1005.	56180.	42386.	97561.	75749.	1956.	13522.	91227.	6333.	6227.
Average	1928.	51610.	50547.	104085.	89887.	1823.	11923.	103634.	451.	468.

Water budget for case NM_sce3ncb (App. E2 Table 6)

Model Year	[1] NES Bdry	[2]+[3] Rech&Wells	[4] Ocean In	[5] Total In	[6]+[7]+[8] Wells Out	[9] Stream Out	[10] Ocean Out	[11] Total Out	[12] In - Out	[alt 12] Dstorage
2012	19169.	74520.	55507.	149196.	106763.	1930.	12488.	121181.	28015.	28019.
2013	923.	54965.	40754.	96643.	75792.	2047.	14664.	92503.	4140.	4083.
2014	9958.	72886.	41562.	124406.	106841.	2008.	15675.	124524.	-118.	-46.
2015	1498.	54260.	39744.	95503.	75761.	2092.	15649.	93502.	2001.	1943.
2016	11007.	72461.	40969.	124437.	106885.	2060.	16294.	125239.	-802.	-804.
2017	2528.	53689.	39374.	95591.	75817.	2115.	16083.	94015.	1576.	1513.
2018	8604.	41392.	42242.	92238.	92109.	2072.	14190.	108371.	-16134.	-16116.
2019	14491.	28325.	51993.	94809.	104380.	1569.	9500.	115449.	-20640.	-20481.
2020	9198.	27407.	57494.	94100.	91859.	1408.	7229.	100496.	-6396.	-6357.
2021	5190.	23898.	60445.	89533.	90447.	1342.	6215.	98005.	-8472.	-8372.
2022	-697.	40199.	62659.	102161.	92093.	1291.	5637.	99021.	3140.	3188.
2023	-2188.	36691.	62935.	97439.	94727.	1284.	5653.	101664.	-4225.	-4127.
2024	3742.	31601.	67973.	103316.	106292.	1247.	4715.	112254.	-8938.	-8903.
2025	1686.	29711.	73838.	105235.	106116.	1217.	3686.	111019.	-5785.	-5628.
2026	-7584.	28111.	75347.	95875.	91859.	1215.	3545.	96619.	-744.	-680.
2027	-10800.	24288.	76369.	89858.	90455.	1216.	3440.	95111.	-5254.	-5134.
2028	-15355.	39752.	77372.	101768.	92367.	1207.	3287.	96861.	4907.	4980.
2029	-15347.	35788.	76794.	97234.	95820.	1203.	3406.	100429.	-3195.	-3064.
2030	-13152.	62538.	76319.	125705.	118287.	1185.	3556.	123028.	2677.	2921.
2031	-23665.	46967.	73128.	96429.	87190.	1187.	3774.	92152.	4278.	4392.
2032	-15964.	68535.	70465.	123036.	113742.	1195.	4315.	119252.	3784.	3962.
2033	-24097.	52363.	66944.	95210.	83974.	1194.	4700.	89868.	5342.	5404.
2034	-17546.	79923.	63141.	125518.	106958.	1240.	5698.	113897.	11621.	11613.
2035	-29154.	80218.	52825.	103890.	74543.	1427.	8679.	84650.	19240.	19253.
2036	-14866.	58867.	47542.	91543.	73859.	1600.	10407.	85866.	5678.	5658.
2037	-251.	79357.	46303.	125410.	106711.	1667.	11928.	120306.	5104.	5048.
2038	-9754.	78211.	38374.	106831.	70259.	2146.	18128.	90534.	16297.	16206.
2039	-199.	61561.	36498.	97860.	73549.	2209.	19515.	95272.	2587.	2540.
2040	5360.	45497.	37817.	88673.	73849.	2188.	17637.	93674.	-5001.	-5129.
2041	14757.	71061.	40021.	125839.	107046.	2122.	17407.	126575.	-737.	-717.
2042	2731.	71430.	34555.	108717.	71334.	3161.	22799.	97293.	11424.	11359.
2043	9061.	56827.	34099.	99988.	74216.	2627.	22870.	99713.	275.	232.
2044	12213.	41629.	36006.	89848.	74012.	2385.	20040.	96437.	-6589.	-6681.
2045	19814.	68754.	38576.	127144.	107349.	2369.	19190.	128908.	-1764.	-1704.
2046	6746.	69800.	33533.	110078.	71828.	3623.	24216.	99667.	10411.	10356.
2047	21202.	67719.	36798.	125719.	107964.	2658.	21683.	132305.	-6586.	-6557.
2048	11317.	48696.	36429.	96441.	75753.	2371.	19799.	97922.	-1481.	-1500.
2049	18575.	69296.	38574.	126445.	107283.	2352.	19338.	128973.	-2528.	-2474.
2050	8633.	50612.	37506.	96751.	75785.	2272.	18465.	96521.	230.	211.
2051	12928.	51063.	39883.	103874.	91780.	2182.	16487.	110449.	-6575.	-6472.
2052	12062.	52716.	42491.	107269.	94858.	2094.	14478.	111430.	-4160.	-4108.
2053	5519.	54658.	42293.	102470.	82231.	1910.	14001.	98142.	4328.	4316.
2054	7971.	49415.	43015.	100400.	92109.	2007.	13341.	107456.	-7056.	-7014.
2055	12228.	29299.	50693.	92219.	105302.	1597.	9880.	116780.	-24561.	-24463.
2056	9381.	27303.	56645.	93329.	91859.	1428.	7434.	100721.	-7392.	-7374.
2057	5717.	23853.	59787.	89358.	90447.	1357.	6364.	98168.	-8810.	-8710.
2058	-31.	40206.	62092.	102267.	92207.	1305.	5758.	99270.	2996.	3040.
2059	-1221.	36688.	62503.	97971.	95236.	1292.	5744.	102272.	-4301.	-4227.

2060	-15895.	72700.	57230.	114035.	84958.	1357.	7032.	93347.	20688.	20576.
2061	-1445.	35995.	56829.	91378.	95166.	1406.	7311.	103883.	-12504.	-12468.
2062	-15577.	75679.	51179.	111282.	74816.	1567.	9227.	85609.	25672.	25634.
2063	-6988.	55190.	44935.	93137.	73851.	1757.	11583.	87191.	5946.	5898.
2064	4537.	76878.	44279.	125695.	106752.	1804.	13071.	121626.	4069.	4017.
2065	-6064.	75480.	37066.	106481.	70563.	2460.	19217.	92241.	14240.	14137.
2066	3028.	45492.	37991.	86511.	71458.	2277.	17133.	90867.	-4357.	-4439.
2067	4796.	49765.	38750.	93312.	75797.	2209.	16272.	94277.	-966.	-926.
2068	4395.	49014.	38206.	91615.	71317.	2264.	16871.	90452.	1163.	1105.
2069	10761.	46266.	42224.	99250.	91258.	2012.	13874.	107145.	-7894.	-7873.
2070	8124.	48406.	43695.	100226.	90668.	1898.	12673.	105239.	-5013.	-5014.
2071	10726.	38306.	49070.	98101.	103466.	1643.	10401.	115510.	-17409.	-17363.
2072	-83.	51003.	48456.	99376.	82149.	1659.	10170.	93978.	5398.	5401.
2073	8933.	77024.	46450.	132407.	107028.	1731.	11906.	120665.	11742.	11701.
2074	-1508.	57260.	41961.	97714.	75749.	1956.	13675.	91380.	6334.	6227.
Average	1430.	52690.	50104.	104224.	89887.	1823.	12054.	103765.	459.	476.

Water budget for case NM_sce3nc (App. E2 Table 7)

Model Year	[1]	[2]+[3]	[4]	[5]	[6]+[7]+[8]	[9]	[10]	[11]	[12]	[alt 12]
	NES Bdry	Rech&Wells	Ocean In	Total In	Wells Out	Stream Out	Ocean Out	Total Out	In - Out	Dstorage
2012	19313.	74520.	55183.	149017.	106763.	1930.	12489.	121182.	27835.	27839.
2013	1156.	54965.	40458.	96579.	75792.	2047.	14645.	92483.	4095.	4039.
2014	10210.	72886.	41274.	124371.	106841.	2008.	15651.	124500.	-130.	-58.
2015	1756.	54260.	39457.	95473.	75761.	2092.	15623.	93476.	1998.	1940.
2016	11266.	72461.	40684.	124411.	106885.	2060.	16269.	125214.	-803.	-805.
2017	2788.	53689.	39088.	95564.	75817.	2115.	16056.	93988.	1576.	1513.
2018	8863.	41392.	41955.	92210.	92109.	2072.	14163.	108344.	-16134.	-16116.
2019	14750.	28325.	51708.	94783.	104380.	1569.	9475.	115424.	-20640.	-20481.
2020	9458.	27407.	57211.	94077.	91859.	1408.	7206.	100473.	-6396.	-6357.
2021	5449.	23898.	60165.	89513.	90447.	1342.	6195.	97984.	-8471.	-8372.
2022	-438.	40199.	62379.	102141.	92093.	1291.	5617.	99001.	3140.	3188.
2023	-1928.	36691.	62656.	97419.	94727.	1284.	5633.	101644.	-4224.	-4127.
2024	4002.	31601.	67698.	103301.	106292.	1247.	4700.	112238.	-8937.	-8902.
2025	1945.	29711.	73568.	105224.	106116.	1217.	3675.	111008.	-5784.	-5628.
2026	-7325.	28111.	75078.	95864.	91859.	1215.	3535.	96609.	-745.	-680.
2027	-10541.	24288.	76100.	89848.	90455.	1216.	3430.	95102.	-5254.	-5134.
2028	-15097.	39752.	77103.	101758.	92367.	1207.	3277.	96851.	4907.	4980.
2029	-15089.	35788.	76525.	97223.	95820.	1203.	3396.	100419.	-3196.	-3064.
2030	-12892.	62538.	76048.	125694.	118287.	1185.	3545.	123017.	2677.	2921.
2031	-23407.	46967.	72857.	96417.	87190.	1187.	3763.	92140.	4277.	4392.
2032	-15706.	68535.	70190.	123020.	113742.	1195.	4300.	119237.	3783.	3962.
2033	-23838.	52363.	66667.	95192.	83974.	1194.	4682.	89850.	5342.	5404.
2034	-17287.	79923.	62861.	125498.	106958.	1240.	5678.	113876.	11621.	11613.
2035	-28894.	80218.	52539.	103863.	74543.	1427.	8653.	84623.	19240.	19253.
2036	-14607.	58867.	47255.	91516.	73859.	1600.	10379.	85838.	5678.	5658.
2037	9.	79357.	46018.	125383.	106711.	1667.	11902.	120279.	5104.	5048.
2038	-9495.	78211.	38093.	106810.	70259.	2146.	18107.	90512.	16297.	16206.
2039	60.	61561.	36216.	97836.	73549.	2209.	19492.	95250.	2586.	2540.
2040	5618.	45497.	37531.	88646.	73849.	2188.	17611.	93648.	-5002.	-5130.
2041	15016.	71061.	39736.	125813.	107046.	2122.	17382.	126550.	-737.	-716.
2042	2990.	71430.	34278.	108699.	71334.	3161.	22781.	97275.	11424.	11359.
2043	9321.	56827.	33820.	99968.	74216.	2627.	22850.	99693.	275.	232.
2044	12472.	41629.	35721.	89822.	74012.	2385.	20015.	96411.	-6590.	-6681.
2045	20074.	68754.	38292.	127120.	107349.	2369.	19165.	128884.	-1764.	-1704.
2046	7005.	69800.	33256.	110062.	71828.	3623.	24199.	99650.	10412.	10356.
2047	21461.	67719.	36517.	125696.	107964.	2658.	21661.	132283.	-6586.	-6557.
2048	11576.	48696.	36143.	96415.	75753.	2371.	19772.	97896.	-1481.	-1500.
2049	18834.	69296.	38289.	126420.	107283.	2352.	19313.	128948.	-2528.	-2474.
2050	8893.	50612.	37219.	96724.	75785.	2272.	18437.	96494.	230.	211.
2051	13187.	51063.	39595.	103846.	91780.	2182.	16458.	110420.	-6575.	-6472.
2052	12322.	52716.	42203.	107241.	94858.	2094.	14449.	111401.	-4160.	-4108.
2053	5779.	54658.	42005.	102441.	82231.	1910.	13972.	98113.	4329.	4316.
2054	8230.	49415.	42728.	100373.	92109.	2007.	13314.	107429.	-7056.	-7014.
2055	12487.	29299.	50408.	92194.	105302.	1597.	9855.	116755.	-24561.	-24463.
2056	9640.	27303.	56363.	93306.	91859.	1428.	7411.	100698.	-7392.	-7374.
2057	5977.	23853.	59507.	89337.	90447.	1357.	6343.	98147.	-8811.	-8710.
2058	228.	40206.	61812.	102246.	92207.	1305.	5738.	99250.	2996.	3040.
2059	-961.	36688.	62223.	97951.	95236.	1292.	5723.	102252.	-4301.	-4227.

2060	-15636.	72700.	56947.	114010.	84958.	1357.	7008.	93323.	20687.	20576.
2061	-1185.	35995.	56546.	91356.	95166.	1406.	7288.	103860.	-12504.	-12468.
2062	-15317.	75679.	50893.	111255.	74816.	1567.	9200.	85583.	25673.	25634.
2063	-6729.	55190.	44648.	93109.	73851.	1757.	11556.	87164.	5946.	5898.
2064	4796.	76878.	43994.	125669.	106752.	1804.	13045.	121601.	4068.	4017.
2065	-5805.	75480.	36785.	106461.	70563.	2460.	19196.	92220.	14241.	14137.
2066	3288.	45492.	37704.	86483.	71458.	2277.	17105.	90840.	-4357.	-4439.
2067	5056.	49765.	38463.	93285.	75797.	2209.	16244.	94249.	-964.	-926.
2068	4654.	49014.	37919.	91587.	71317.	2264.	16844.	90425.	1163.	1105.
2069	11018.	46266.	41937.	99221.	91258.	2012.	13847.	107118.	-7897.	-7873.
2070	8387.	48406.	43408.	100201.	90668.	1898.	12645.	105211.	-5010.	-5014.
2071	10985.	38306.	48784.	98075.	103466.	1643.	10375.	115484.	-17409.	-17363.
2072	177.	51003.	48169.	99349.	82149.	1659.	10143.	93951.	5399.	5401.
2073	9192.	77024.	46164.	132380.	107028.	1731.	11879.	120638.	11742.	11701.
2074	-1248.	57260.	41674.	97686.	75749.	1956.	13647.	91352.	6334.	6227.
Average	1687.	52690.	49821.	104198.	89887.	1823.	12032.	103742.	455.	472.

Water budget for case NM_sce4f (App. E2 Table 8)

Model	Year	[1] NES	[2]+[3] Bdry Rech&Wells	[4] Ocean In	[5] Total In	[6]+[7]+[8] Wells Out	[9] Stream Out	[10] Ocean Out	[11] Total Out	[12] In - Out	[alt 12] Dstorage
2012		5648.	65506.	63868.	135022.	106324.	1662.	8761.	116747.	18275.	18260.
2013		-5530.	51074.	50057.	95601.	80082.	1767.	10161.	92010.	3591.	3598.
2014		2665.	66063.	50226.	118954.	106323.	1729.	10679.	118731.	222.	181.
2015		-4084.	49538.	48712.	94167.	80082.	1825.	10764.	92671.	1495.	1484.
2016		4118.	65434.	49393.	118945.	106322.	1763.	11100.	119185.	-240.	-307.
2017		-2866.	49182.	48079.	94396.	80151.	1854.	11088.	93093.	1302.	1298.
2018		3001.	30009.	51662.	84672.	93382.	1807.	9746.	104935.	-20263.	-20237.
2019		10861.	22379.	62911.	96151.	105594.	1399.	6243.	113237.	-17086.	-16936.
2020		4846.	21792.	68479.	95117.	94460.	1308.	4903.	100671.	-5554.	-5498.
2021		450.	19316.	71432.	91197.	93122.	1267.	4386.	98776.	-7578.	-7457.
2022		-4487.	32470.	74071.	102054.	94528.	1231.	3962.	99721.	2333.	2429.
2023		-6387.	29419.	74589.	97621.	96855.	1228.	3948.	102030.	-4409.	-4283.
2024		-1281.	24546.	79808.	103073.	107200.	1215.	3365.	111781.	-8708.	-8566.
2025		-2935.	23433.	85337.	105834.	106963.	1213.	2757.	110933.	-5098.	-4870.
2026		-11266.	22371.	86622.	97727.	94460.	1211.	2694.	98365.	-638.	-465.
2027		-14763.	19641.	87397.	92275.	93130.	1211.	2646.	96988.	-4713.	-4529.
2028		-18414.	32044.	88737.	102368.	94802.	1205.	2502.	98509.	3859.	4003.
2029		-18959.	28986.	88403.	98430.	97947.	1201.	2556.	101705.	-3274.	-3074.
2030		-17027.	51757.	88540.	123270.	117780.	1177.	2545.	121502.	1768.	2026.
2031		-26244.	37748.	85939.	97443.	90067.	1188.	2697.	93951.	3492.	3634.
2032		-19848.	55279.	83841.	119272.	113236.	1184.	2907.	117326.	1945.	2175.
2033		-27457.	42357.	81091.	95992.	87092.	1185.	3113.	91390.	4602.	4744.
2034		-22908.	64673.	77577.	119341.	106457.	1184.	3513.	111154.	8188.	8299.
2035		-36002.	71963.	67673.	103634.	78880.	1261.	5020.	85161.	18472.	18516.
2036		-25578.	56190.	61498.	92111.	78088.	1384.	6134.	85607.	6504.	6544.
2037		-9712.	71281.	59003.	120573.	106351.	1437.	7153.	114941.	5632.	5665.
2038		-17336.	72984.	49512.	105159.	74506.	1666.	11012.	87184.	17975.	17945.
2039		-9811.	58873.	46274.	95335.	77924.	1830.	12307.	92061.	3274.	3230.
2040		-5301.	45148.	47240.	87088.	78079.	1848.	11390.	91317.	-4229.	-4317.
2041		4658.	65546.	49028.	119232.	106341.	1707.	11281.	119329.	-97.	-121.
2042		-5330.	65097.	43205.	102973.	74873.	2034.	15073.	91980.	10993.	10913.
2043		-278.	53622.	42411.	95755.	77892.	2010.	15439.	95340.	415.	366.
2044		2688.	41456.	44067.	88210.	78079.	2024.	13717.	93820.	-5610.	-5664.
2045		10901.	62527.	46573.	120001.	106423.	1856.	13106.	121385.	-1384.	-1434.
2046		-339.	62762.	41504.	103926.	75073.	2230.	16745.	94049.	9878.	9813.
2047		11981.	61096.	44475.	117553.	106680.	1959.	15114.	123753.	-6200.	-6184.
2048		4194.	46155.	44440.	94789.	80082.	2038.	13735.	95855.	-1066.	-1094.
2049		10932.	62443.	46260.	119635.	106426.	1896.	13485.	121807.	-2172.	-2139.
2050		2711.	47114.	45445.	95271.	80081.	1986.	12848.	94915.	356.	340.
2051		6287.	46865.	47563.	100715.	92729.	1939.	11667.	106335.	-5620.	-5568.
2052		6064.	46680.	50329.	103073.	95811.	1865.	10384.	108060.	-4988.	-4951.
2053		1364.	48278.	51188.	100830.	84999.	1681.	9812.	96492.	4338.	4373.
2054		2804.	43573.	51581.	97957.	93375.	1785.	9597.	104758.	-6801.	-6743.
2055		8548.	22790.	59806.	91144.	106149.	1470.	7060.	114679.	-23535.	-23353.
2056		6127.	21653.	66300.	94080.	94460.	1344.	5328.	101132.	-7052.	-7002.
2057		1905.	19243.	69673.	90821.	93122.	1293.	4674.	99089.	-8269.	-8135.
2058		-2951.	32526.	72525.	102101.	94640.	1245.	4178.	100062.	2038.	2141.
2059		-4712.	29513.	73282.	98082.	97364.	1240.	4127.	102731.	-4649.	-4527.

2060	-19584.	64274.	68281.	112971.	87385.	1264.	4886.	93536.	19435.	19346.
2061	-5512.	30134.	67576.	92198.	97262.	1318.	5095.	103676.	-11478.	-11410.
2062	-20618.	67520.	62285.	109187.	79152.	1399.	6288.	86839.	22348.	22356.
2063	-13356.	52094.	55684.	94422.	78080.	1548.	7895.	87523.	6899.	6893.
2064	-2324.	68770.	54200.	120646.	106391.	1585.	8838.	116814.	3832.	3759.
2065	-11596.	68949.	46264.	103618.	74663.	1860.	12741.	89264.	14354.	14314.
2066	-4963.	44223.	46703.	85962.	75943.	1994.	11750.	89686.	-3724.	-3794.
2067	-2249.	46759.	47670.	92180.	80082.	1917.	11181.	93179.	-999.	-972.
2068	-2153.	46247.	46913.	91007.	76239.	1961.	11593.	89792.	1215.	1134.
2069	3216.	41856.	51067.	96139.	93225.	1766.	9658.	104648.	-8509.	-8454.
2070	1579.	37267.	53693.	92539.	92554.	1638.	8615.	102807.	-10268.	-10162.
2071	8265.	30249.	60473.	98986.	104425.	1446.	6748.	112619.	-13633.	-13464.
2072	-5371.	43854.	59747.	98230.	85270.	1464.	6718.	93452.	4778.	4828.
2073	1149.	67766.	57637.	126552.	106524.	1510.	7661.	115695.	10858.	10847.
2074	-6863.	53657.	52670.	99464.	80084.	1667.	9070.	90821.	8643.	8627.
Average	-4594.	46413.	60293.	102112.	92096.	1577.	8193.	101867.	246.	292.

Water budget for case NM_sce4rf (App. E2 Table 9)

Model Year	[1]	[2]+[3]	[4]	[5]	[6]+[7]+[8]	[9]	[10]	[11]	[12]	[alt 12]
	NES Bdry	Rech&Wells	Ocean In	Total In	Wells Out	Stream Out	Ocean Out	Total Out	In - Out	Dstorage
2075	-145.	65275.	30921.	96052.	80093.	1763.	11336.	93192.	2860.	2847.
2076	-6734.	50234.	27818.	71318.	53253.	1891.	12413.	67557.	3761.	3743.
2077	1631.	65227.	28439.	95297.	80094.	1866.	13242.	95202.	95.	37.
2078	-5128.	48699.	26736.	70307.	53251.	1954.	13311.	68516.	1791.	1799.
2079	3177.	64365.	27765.	95307.	80107.	1912.	13822.	95840.	-533.	-570.
2080	-3837.	48217.	26208.	70588.	53321.	1984.	13748.	69053.	1535.	1521.
2081	1726.	30125.	29143.	60994.	67151.	1925.	11842.	80918.	-19925.	-19889.
2082	9331.	22369.	39204.	70904.	79363.	1459.	7257.	88079.	-17175.	-17035.
2083	3470.	21788.	44476.	69734.	68333.	1340.	5609.	75283.	-5549.	-5501.
2084	-858.	19315.	47243.	65700.	67014.	1295.	4980.	73289.	-7589.	-7470.
2085	-5755.	32484.	49772.	76501.	68420.	1253.	4477.	74149.	2353.	2448.
2086	-7628.	29395.	50304.	72071.	70747.	1251.	4473.	76471.	-4400.	-4280.
2087	-2580.	24537.	55503.	77460.	81094.	1224.	3788.	86105.	-8645.	-8514.
2088	-4208.	23418.	60868.	80078.	80855.	1213.	3084.	85152.	-5074.	-4847.
2089	-12544.	22361.	62140.	71957.	68333.	1211.	3006.	72550.	-593.	-442.
2090	-16028.	19642.	62833.	66447.	67021.	1211.	2953.	71186.	-4739.	-4538.
2091	-19641.	32058.	64163.	76580.	68694.	1205.	2795.	72694.	3886.	4022.
2092	-20175.	28972.	63858.	72655.	71839.	1201.	2858.	75899.	-3244.	-3063.
2093	-18273.	51771.	64014.	97512.	91672.	1183.	2874.	95728.	1784.	2053.
2094	-27455.	37757.	61404.	71706.	63961.	1188.	3022.	68171.	3535.	3676.
2095	-21005.	55249.	59331.	93574.	87131.	1190.	3297.	91618.	1956.	2191.
2096	-28715.	42329.	56513.	70127.	60759.	1185.	3518.	65462.	4665.	4803.
2097	-23987.	64600.	53130.	93744.	80349.	1199.	4021.	85568.	8175.	8276.
2098	-37055.	71725.	43548.	78219.	52416.	1302.	5910.	59629.	18590.	18635.
2099	-26004.	55529.	37548.	67073.	51501.	1453.	7331.	60286.	6787.	6818.
2100	-10320.	70514.	35568.	95762.	80120.	1525.	8749.	90394.	5368.	5380.
2101	-18065.	71460.	27873.	81268.	48058.	1819.	14136.	64013.	17256.	17234.
2102	-10534.	57265.	25338.	72068.	51336.	1966.	15759.	69060.	3008.	2969.
2103	-5924.	43959.	25718.	63752.	51493.	1981.	14312.	67786.	-4033.	-4129.
2104	3974.	64406.	27467.	95847.	80103.	1846.	14088.	96038.	-190.	-208.
2105	-6110.	63659.	23061.	80610.	48472.	2270.	19246.	69988.	10621.	10554.
2106	-967.	52410.	22336.	73779.	51421.	2219.	19627.	73267.	512.	471.
2107	1859.	40360.	23265.	65484.	51493.	2181.	17237.	70911.	-5427.	-5490.
2108	10141.	61487.	25525.	97153.	80230.	2029.	16322.	98580.	-1426.	-1416.
2109	-1224.	61520.	21814.	82109.	48682.	2571.	21235.	72488.	9622.	9545.
2110	11214.	60005.	24115.	95335.	80507.	2159.	18855.	101522.	-6187.	-6139.
2111	3273.	45130.	23394.	71796.	53251.	2181.	17100.	72532.	-736.	-737.
2112	10267.	61279.	25291.	96838.	80241.	2080.	16738.	99058.	-2220.	-2241.
2113	1648.	46075.	24111.	71834.	53252.	2117.	15959.	71328.	505.	512.
2114	5478.	46057.	25758.	77293.	66619.	2068.	14314.	83001.	-5708.	-5668.
2115	5216.	46460.	27924.	79600.	69592.	1993.	12544.	84129.	-4529.	-4497.
2116	333.	47596.	28578.	76507.	58762.	1788.	11818.	72368.	4139.	4187.
2117	2036.	43009.	29019.	74065.	67147.	1910.	11574.	80631.	-6566.	-6533.
2118	7068.	22688.	36413.	66169.	80042.	1539.	8280.	89861.	-23692.	-23519.
2119	4685.	21654.	42488.	68827.	68333.	1378.	6105.	75816.	-6989.	-6944.
2120	541.	19248.	45631.	65419.	67014.	1321.	5316.	73651.	-8231.	-8100.
2121	-4289.	32550.	48343.	76605.	68531.	1271.	4729.	74531.	2074.	2182.
2122	-6026.	29547.	49082.	72604.	71256.	1265.	4687.	77209.	-4605.	-4466.

2123	-20747.	64040.	44250.	87542.	61067.	1302.	5633.	68003.	19540.	19463.
2124	-6902.	30253.	43524.	66875.	71047.	1354.	5927.	78328.	-11454.	-11388.
2125	-21448.	67080.	38583.	84215.	52688.	1481.	7453.	61622.	22593.	22601.
2126	-14125.	51093.	32419.	69387.	51494.	1659.	9579.	62732.	6656.	6690.
2127	-3070.	68058.	31597.	96586.	80160.	1696.	10928.	92785.	3801.	3733.
2128	-12537.	67510.	25415.	80388.	48235.	2054.	16430.	66719.	13669.	13628.
2129	-5615.	43098.	25197.	62680.	49456.	2127.	14758.	66342.	-3661.	-3700.
2130	-3132.	45764.	25776.	68408.	53253.	2054.	13945.	69252.	-844.	-828.
2131	-2868.	45109.	25269.	67510.	49626.	2105.	14545.	66276.	1234.	1155.
2132	2529.	41470.	28536.	72535.	66620.	1885.	11711.	80216.	-7681.	-7654.
2133	366.	37054.	30583.	68003.	66329.	1751.	10367.	78447.	-10444.	-10351.
2134	6685.	30103.	36923.	73711.	78319.	1512.	7934.	87765.	-14054.	-13888.
2135	-6704.	43800.	36121.	73216.	58935.	1536.	7850.	68321.	4895.	4944.
2136	592.	67405.	34359.	102356.	80417.	1600.	9178.	91195.	11161.	11125.
2137	-7842.	52769.	29678.	74606.	53259.	1798.	11064.	66121.	8485.	8434.
Average	-5698.	45879.	37289.	77471.	65772.	1671.	10016.	77458.	12.	58.

Water budget for case NM_sce5n (App. E2 Table 10)

Model	Year	[1] NES	[2]+[3] Bdry Rech&Wells	[4] Ocean In	[5] Total In	[6]+[7]+[8] Wells Out	[9] Stream Out	[10] Ocean Out	[11] Total Out	[12] In - Out	[alt 12] Dstorage
2012	20538.	71776.	47101.	139415.	93287.	2182.	13632.	109102.	30314.	30303.	
2013	1006.	52358.	32170.	85534.	63043.	2259.	16201.	81503.	4031.	4018.	
2014	9824.	70622.	33001.	113448.	93404.	2275.	17261.	112939.	509.	488.	
2015	1404.	51346.	31283.	84033.	63043.	2308.	17315.	82666.	1367.	1329.	
2016	10750.	70077.	32512.	113339.	93442.	2331.	17917.	113689.	-350.	-313.	
2017	2367.	50964.	30944.	84275.	63043.	2338.	17766.	83146.	1129.	1095.	
2018	7774.	40680.	33300.	81754.	77352.	2308.	15725.	95385.	-13631.	-13608.	
2019	12723.	27169.	41964.	81857.	90605.	1720.	10858.	103183.	-21326.	-21182.	
2020	7723.	26296.	47309.	81328.	78102.	1515.	8272.	87889.	-6561.	-6526.	
2021	3996.	22841.	50078.	76916.	76688.	1429.	7145.	85262.	-8346.	-8236.	
2022	-1894.	39134.	52164.	89404.	78335.	1389.	6529.	86254.	3150.	3197.	
2023	-3308.	35612.	52426.	84730.	80968.	1363.	6536.	88867.	-4137.	-4053.	
2024	2637.	30525.	57302.	90464.	92533.	1292.	5443.	99268.	-8804.	-8769.	
2025	535.	28573.	62892.	92000.	92358.	1228.	4250.	97836.	-5837.	-5678.	
2026	-8751.	26990.	64355.	82595.	78102.	1219.	4055.	83376.	-781.	-743.	
2027	-11826.	23207.	65334.	76714.	76696.	1218.	3917.	81831.	-5116.	-5004.	
2028	-16426.	38726.	66257.	88557.	78610.	1213.	3773.	83595.	4962.	5054.	
2029	-16406.	34690.	65695.	83979.	82062.	1208.	3904.	87174.	-3195.	-3048.	
2030	-14163.	61462.	65384.	112684.	104777.	1199.	4118.	110093.	2590.	2841.	
2031	-24539.	45801.	62281.	83543.	73679.	1192.	4356.	79226.	4316.	4451.	
2032	-16825.	67386.	59661.	110222.	100229.	1218.	5054.	106501.	3722.	3907.	
2033	-24961.	51313.	56221.	82573.	70453.	1238.	5512.	77203.	5370.	5434.	
2034	-18199.	78819.	52495.	113115.	93447.	1322.	6666.	101436.	11679.	11669.	
2035	-28537.	78264.	42632.	92360.	60910.	1602.	10116.	72628.	19732.	19742.	
2036	-14795.	56588.	37548.	79341.	60075.	1814.	12040.	73929.	5412.	5366.	
2037	-333.	77013.	36802.	113481.	93182.	1888.	13664.	108734.	4747.	4690.	
2038	-9823.	74965.	29682.	94824.	56795.	2642.	20364.	79801.	15023.	14960.	
2039	-293.	58654.	28270.	86631.	59822.	2523.	21641.	83986.	2645.	2575.	
2040	5035.	42360.	29414.	76809.	60080.	2453.	19550.	82084.	-5275.	-5365.	
2041	14663.	68418.	31584.	114665.	93616.	2446.	19257.	115319.	-654.	-635.	
2042	2408.	68969.	26498.	97875.	58023.	3914.	24975.	86912.	10963.	10904.	
2043	8717.	54340.	26123.	89180.	60725.	3347.	24894.	88966.	215.	169.	
2044	11933.	38836.	27788.	78557.	60380.	2739.	21878.	84997.	-6440.	-6594.	
2045	19733.	66294.	30272.	116299.	93992.	2793.	20979.	117765.	-1465.	-1430.	
2046	6367.	67279.	25651.	99296.	58542.	4467.	26378.	89388.	9909.	9864.	
2047	20973.	65397.	28690.	115059.	94616.	3178.	23552.	121346.	-6286.	-6251.	
2048	11074.	45946.	28320.	85340.	63075.	2606.	21549.	87230.	-1890.	-1909.	
2049	18354.	66658.	30363.	115376.	93832.	2723.	21009.	117564.	-2188.	-2190.	
2050	8355.	47896.	29307.	85558.	63043.	2498.	20148.	85688.	-131.	-153.	
2051	12668.	48465.	31482.	92614.	78268.	2398.	17992.	98658.	-6043.	-5955.	
2052	11601.	50758.	33668.	96028.	81335.	2317.	15964.	99617.	-3589.	-3583.	
2053	4997.	52434.	33340.	90771.	68692.	2115.	15640.	86447.	4324.	4301.	
2054	7069.	47612.	33836.	88518.	77351.	2240.	14939.	94530.	-6012.	-5991.	
2055	10574.	28383.	40817.	79774.	91544.	1751.	11251.	104547.	-24773.	-24683.	
2056	7770.	26206.	46593.	80569.	78102.	1539.	8453.	88095.	-7526.	-7496.	
2057	4434.	22804.	49557.	76795.	76688.	1447.	7280.	85414.	-8620.	-8519.	
2058	-1299.	39159.	51703.	89563.	78449.	1404.	6643.	86496.	3067.	3102.	
2059	-2420.	35615.	52062.	85256.	81477.	1374.	6624.	89475.	-4219.	-4148.	

2060	-16622.	71214.	47092.	101684.	71443.	1491.	8124.	81058.	20625.	20517.
2061	-2429.	34972.	46663.	79206.	81656.	1528.	8401.	91585.	-12380.	-12346.
2062	-15410.	73886.	41248.	99725.	61182.	1761.	10642.	73586.	26139.	26084.
2063	-7205.	52481.	35381.	80658.	60068.	1997.	13260.	75325.	5333.	5270.
2064	4117.	74282.	35203.	113602.	93283.	2043.	14827.	110153.	3449.	3394.
2065	-6250.	72568.	28737.	95056.	57103.	3003.	21378.	81484.	13572.	13508.
2066	3064.	42759.	29731.	75554.	59164.	2507.	18779.	80449.	-4895.	-4954.
2067	4728.	47114.	30423.	82265.	63043.	2433.	17858.	83334.	-1069.	-1038.
2068	4158.	46349.	29757.	80264.	57763.	2526.	18574.	78863.	1401.	1333.
2069	10504.	43929.	33413.	87845.	77686.	2231.	15359.	95276.	-7430.	-7408.
2070	7734.	46403.	34722.	88859.	77138.	2095.	14095.	93328.	-4469.	-4474.
2071	9701.	37246.	39485.	86432.	89951.	1809.	11713.	103472.	-17039.	-17019.
2072	-519.	49598.	38894.	87973.	68631.	1853.	11499.	81982.	5991.	6002.
2073	8534.	74798.	37063.	120395.	93517.	1952.	13533.	109002.	11393.	11365.
2074	-1813.	54473.	33133.	85793.	63043.	2163.	15358.	80564.	5229.	5165.
Average	881.	50758.	40716.	92354.	76374.	2041.	13435.	91849.	505.	521.

Water budget for case NM_sce5ncb (App. E2 Table 11)

Model	Year	[1] NES	[2]+[3] Bdry Rech	[4] Wells	[5] Ocean In	[6]+[7]+[8] Total In	[9] Wells Out	[10] Stream Out	[11] Ocean Out	[12] Total Out	[alt 12] In - Out	Dstorage
2012	20354.	72476.	46914.	139744.	93287.	2182.	13701.	109171.	30574.	30563.		
2013	712.	53058.	31940.	85711.	63043.	2259.	16325.	81627.	4084.	4070.		
2014	9504.	71322.	32772.	113598.	93404.	2275.	17400.	113079.	520.	502.		
2015	1078.	52046.	31054.	84178.	63043.	2308.	17457.	82808.	1369.	1333.		
2016	10424.	70777.	32283.	113485.	93442.	2331.	18062.	113834.	-349.	-312.		
2017	2041.	51664.	30715.	84420.	63043.	2338.	17911.	83292.	1128.	1095.		
2018	7444.	41380.	33052.	81876.	77352.	2308.	15851.	95512.	-13635.	-13607.		
2019	12397.	27869.	41675.	81942.	90605.	1720.	10943.	103268.	-21327.	-21182.		
2020	7397.	26996.	47001.	81394.	78102.	1515.	8338.	87955.	-6561.	-6526.		
2021	3670.	23541.	49764.	76975.	76688.	1429.	7204.	85321.	-8346.	-8236.		
2022	-2220.	39834.	51846.	89460.	78335.	1389.	6585.	86310.	3150.	3197.		
2023	-3634.	36312.	52109.	84787.	80968.	1363.	6593.	88924.	-4137.	-4053.		
2024	2311.	31225.	56974.	90510.	92533.	1292.	5490.	99315.	-8805.	-8769.		
2025	208.	29273.	62551.	92032.	92358.	1228.	4283.	97869.	-5837.	-5679.		
2026	-9077.	27690.	64011.	82625.	78102.	1219.	4085.	83406.	-781.	-743.		
2027	-12152.	23907.	64988.	76742.	76696.	1218.	3945.	81858.	-5116.	-5004.		
2028	-16752.	39426.	65911.	88586.	78610.	1213.	3801.	83623.	4963.	5054.		
2029	-16732.	35390.	65351.	84008.	82062.	1208.	3933.	87203.	-3195.	-3048.		
2030	-14488.	62162.	65046.	112719.	104777.	1199.	4154.	110129.	2590.	2841.		
2031	-24866.	46501.	61944.	83578.	73679.	1192.	4392.	79263.	4315.	4451.		
2032	-17151.	68086.	59333.	110268.	100229.	1218.	5099.	106546.	3722.	3907.		
2033	-25287.	52013.	55897.	82623.	70453.	1238.	5562.	77253.	5370.	5434.		
2034	-18525.	79519.	52180.	113175.	93447.	1322.	6726.	101496.	11679.	11669.		
2035	-28862.	78964.	42353.	92455.	60910.	1602.	10210.	72722.	19732.	19742.		
2036	-15121.	57288.	37276.	79443.	60075.	1814.	12142.	74031.	5412.	5366.		
2037	-659.	77713.	36546.	113600.	93182.	1888.	13783.	108853.	4747.	4690.		
2038	-10148.	75665.	29470.	94987.	56795.	2642.	20526.	79963.	15023.	14960.		
2039	-619.	59354.	28066.	86800.	59822.	2523.	21811.	84156.	2644.	2575.		
2040	4703.	43060.	29197.	76959.	60080.	2453.	19708.	82241.	-5282.	-5365.		
2041	14336.	69118.	31362.	114816.	93616.	2446.	19409.	115471.	-655.	-636.		
2042	2081.	69669.	26304.	98054.	58023.	3914.	25155.	87092.	10962.	10904.		
2043	8394.	55040.	25928.	89362.	60725.	3347.	25072.	89144.	218.	169.		
2044	11609.	39536.	27576.	78721.	60380.	2739.	22041.	85159.	-6438.	-6594.		
2045	19408.	66994.	30054.	116456.	93992.	2793.	21136.	117921.	-1465.	-1430.		
2046	6040.	67979.	25462.	99481.	58542.	4467.	26563.	89573.	9909.	9864.		
2047	20651.	66097.	28483.	115231.	94616.	3178.	23718.	121512.	-6281.	-6250.		
2048	10744.	46646.	28105.	85495.	63075.	2606.	21709.	87390.	-1894.	-1909.		
2049	18024.	67358.	30145.	115527.	93832.	2723.	21165.	117720.	-2193.	-2190.		
2050	8030.	48596.	29087.	85712.	63043.	2498.	20302.	85842.	-130.	-153.		
2051	12341.	49165.	31250.	92756.	78268.	2398.	18134.	98800.	-6044.	-5955.		
2052	11274.	51458.	33420.	96153.	81335.	2317.	16090.	99743.	-3590.	-3583.		
2053	4671.	53134.	33097.	90902.	68692.	2115.	15771.	86578.	4324.	4301.		
2054	6743.	48312.	33582.	88638.	77351.	2240.	15059.	94650.	-6012.	-5990.		
2055	10248.	29083.	40532.	79863.	91544.	1751.	11340.	104635.	-24773.	-24683.		
2056	7444.	26906.	46286.	80636.	78102.	1539.	8521.	88162.	-7526.	-7496.		
2057	4108.	23504.	49244.	76855.	76688.	1447.	7340.	85475.	-8620.	-8519.		
2058	-1625.	39859.	51386.	89620.	78449.	1404.	6700.	86553.	3067.	3102.		
2059	-2746.	36315.	51745.	85314.	81477.	1374.	6682.	89532.	-4219.	-4148.		

2060	-16949.	71914.	46788.	101753.	71443.	1491.	8194.	81128.	20625.	20517.
2061	-2755.	35672.	46359.	79276.	81656.	1528.	8471.	91655.	-12380.	-12346.
2062	-15736.	74586.	40970.	99820.	61182.	1761.	10738.	73681.	26139.	26084.
2063	-7538.	53181.	35120.	80763.	60068.	1997.	13374.	75438.	5325.	5270.
2064	3793.	74982.	34958.	113733.	93283.	2043.	14955.	110281.	3452.	3394.
2065	-6576.	73268.	28532.	95224.	57103.	3003.	21546.	81652.	13572.	13508.
2066	2741.	43460.	29508.	75709.	59164.	2507.	18930.	80600.	-4892.	-4954.
2067	4399.	47814.	30195.	82408.	63043.	2433.	18004.	83480.	-1072.	-1037.
2068	3835.	47049.	29533.	80417.	57763.	2526.	18725.	79013.	1404.	1332.
2069	10182.	44629.	33160.	87971.	77686.	2231.	15480.	95397.	-7425.	-7409.
2070	7410.	47103.	34460.	88973.	77138.	2095.	14208.	93441.	-4467.	-4474.
2071	9376.	37946.	39203.	86525.	89951.	1809.	11805.	103564.	-17039.	-17019.
2072	-845.	50298.	38613.	88066.	68631.	1853.	11592.	82076.	5991.	6002.
2073	8207.	75498.	36805.	120510.	93517.	1952.	13649.	109118.	11393.	11365.
2074	-2139.	55173.	32892.	85927.	63043.	2163.	15492.	80697.	5229.	5165.
Average	558.	51458.	40450.	92466.	76374.	2041.	13541.	91956.	510.	526.

Water budget for case NM_sce5nc (App. E2 Table 12)

Model	Year	[1] NES Bdry	[2]+[3] Rech&Wells	[4] Ocean In	[5] Total In	[6]+[7]+[8] Wells Out	[9] Stream Out	[10] Ocean Out	[11] Total Out	[12] In - Out	[alt 12] Dstorage
2012	20447.	72476.	46712.	139635.	93287.	2182.	13709.	109179.	30457.	30446.	
2013	862.	53058.	31756.	85677.	63043.	2259.	16320.	81622.	4055.	4041.	
2014	9668.	71322.	32593.	113583.	93404.	2275.	17393.	113071.	512.	495.	
2015	1245.	52046.	30875.	84166.	63043.	2308.	17448.	82799.	1367.	1331.	
2016	10596.	70777.	32107.	113480.	93442.	2331.	18053.	113825.	-345.	-312.	
2017	2209.	51664.	30537.	84410.	63043.	2338.	17902.	83282.	1128.	1095.	
2018	7617.	41380.	32873.	81870.	77352.	2308.	15839.	95499.	-13629.	-13608.	
2019	12565.	27869.	41492.	81927.	90605.	1720.	10928.	103254.	-21326.	-21182.	
2020	7565.	26996.	46818.	81379.	78102.	1515.	8322.	87940.	-6561.	-6526.	
2021	3838.	23541.	49581.	76961.	76688.	1429.	7190.	85307.	-8346.	-8236.	
2022	-2052.	39834.	51663.	89446.	78335.	1389.	6571.	86296.	3150.	3197.	
2023	-3466.	36312.	51927.	84773.	80968.	1363.	6579.	88910.	-4137.	-4053.	
2024	2479.	31225.	56794.	90498.	92533.	1292.	5478.	99303.	-8804.	-8769.	
2025	376.	29273.	62374.	92023.	92358.	1228.	4274.	97860.	-5837.	-5678.	
2026	-8909.	27690.	63835.	82617.	78102.	1219.	4077.	83398.	-781.	-743.	
2027	-11984.	23907.	64812.	76734.	76696.	1218.	3937.	81851.	-5117.	-5004.	
2028	-16584.	39426.	65736.	88578.	78610.	1213.	3793.	83616.	4962.	5054.	
2029	-16563.	35390.	65175.	84002.	82062.	1208.	3926.	87195.	-3194.	-3048.	
2030	-14319.	62162.	64868.	112711.	104777.	1199.	4144.	110119.	2591.	2841.	
2031	-24698.	46501.	61765.	83568.	73679.	1192.	4382.	79252.	4316.	4451.	
2032	-16982.	68086.	59153.	110256.	100229.	1218.	5087.	106534.	3723.	3907.	
2033	-25119.	52013.	55716.	82610.	70453.	1238.	5549.	77240.	5370.	5434.	
2034	-18357.	79519.	51999.	113161.	93447.	1322.	6713.	101482.	11679.	11669.	
2035	-28695.	78964.	42171.	92441.	60910.	1602.	10196.	72708.	19732.	19742.	
2036	-14953.	57288.	37095.	79431.	60075.	1814.	12130.	74018.	5413.	5366.	
2037	-491.	77713.	36367.	113589.	93182.	1888.	13772.	108842.	4747.	4690.	
2038	-9980.	75665.	29300.	94984.	56795.	2642.	20523.	79961.	15023.	14960.	
2039	-452.	59354.	27895.	86797.	59822.	2523.	21809.	84154.	2642.	2575.	
2040	4872.	43060.	29022.	76953.	60080.	2453.	19701.	82234.	-5281.	-5365.	
2041	14505.	69118.	31186.	114809.	93616.	2446.	19402.	115464.	-655.	-635.	
2042	2250.	69669.	26138.	98057.	58023.	3914.	25158.	87095.	10963.	10904.	
2043	8562.	55040.	25759.	89362.	60725.	3347.	25072.	89144.	218.	169.	
2044	11776.	39536.	27402.	78714.	60380.	2739.	22034.	85153.	-6439.	-6593.	
2045	19578.	66994.	29880.	116452.	93992.	2793.	21129.	117914.	-1462.	-1430.	
2046	6209.	67979.	25299.	99486.	58542.	4467.	26568.	89577.	9909.	9864.	
2047	20814.	66097.	28311.	115223.	94616.	3178.	23716.	121509.	-6287.	-6250.	
2048	10914.	46646.	27931.	85491.	63075.	2606.	21702.	87383.	-1892.	-1910.	
2049	18190.	67358.	29970.	115518.	93832.	2723.	21159.	117714.	-2196.	-2190.	
2050	8197.	48596.	28910.	85703.	63043.	2498.	20294.	85834.	-131.	-153.	
2051	12508.	49165.	31071.	92744.	78268.	2398.	18124.	98790.	-6046.	-5954.	
2052	11443.	51458.	33240.	96141.	81335.	2317.	16078.	99731.	-3590.	-3583.	
2053	4838.	53134.	32916.	90888.	68692.	2115.	15758.	86566.	4323.	4301.	
2054	6911.	48312.	33402.	88625.	77351.	2240.	15046.	94637.	-6012.	-5991.	
2055	10416.	29083.	40350.	79849.	91544.	1751.	11326.	104621.	-24773.	-24683.	
2056	7612.	26906.	46103.	80621.	78102.	1539.	8505.	88147.	-7526.	-7496.	
2057	4276.	23504.	49061.	76841.	76688.	1447.	7326.	85461.	-8620.	-8519.	
2058	-1457.	39859.	51204.	89606.	78449.	1404.	6686.	86539.	3067.	3102.	
2059	-2578.	36315.	51563.	85299.	81477.	1374.	6668.	89518.	-4219.	-4148.	

2060	-16781.	71914.	46604.	101737.	71443.	1491.	8178.	81112.	20625.	20517.
2061	-2587.	35672.	46176.	79260.	81656.	1528.	8456.	91640.	-12380.	-12346.
2062	-15568.	74586.	40788.	99806.	61182.	1761.	10724.	73667.	26139.	26084.
2063	-7363.	53181.	34940.	80759.	60068.	1997.	13361.	75426.	5333.	5270.
2064	3964.	74982.	34780.	113725.	93283.	2043.	14945.	110271.	3454.	3394.
2065	-6408.	73268.	28363.	95222.	57103.	3003.	21546.	81651.	13571.	13508.
2066	2909.	43460.	29332.	75700.	59164.	2507.	18921.	80592.	-4892.	-4954.
2067	4566.	47814.	30017.	82397.	63043.	2433.	17995.	83471.	-1073.	-1037.
2068	3997.	47049.	29357.	80402.	57763.	2526.	18716.	79005.	1397.	1333.
2069	10350.	44629.	32980.	87959.	77686.	2231.	15467.	95384.	-7426.	-7410.
2070	7576.	47103.	34279.	88959.	77138.	2095.	14195.	93428.	-4469.	-4474.
2071	9544.	37946.	39021.	86512.	89951.	1809.	11791.	103550.	-17039.	-17019.
2072	-677.	50298.	38430.	88052.	68631.	1853.	11577.	82061.	5991.	6002.
2073	8376.	75498.	36624.	120498.	93517.	1952.	13636.	109106.	11393.	11365.
2074	-1971.	55173.	32712.	85915.	63043.	2163.	15480.	80686.	5229.	5165.
Average	724.	51458.	40272.	92454.	76374.	2041.	13531.	91946.	508.	523.

Water budget for case NM_sce5f (App. E2 Table 13)

Model	Year	[1]	[2]+[3]	[4]	[5]	[6]+[7]+[8]	[9]	[10]	[11]	[12]	[alt 12]									
		NES	Bdry	Rech&Wells	Ocean	In	Total	In	Wells	Out	Stream	Out	Ocean	Out	Total	Out	In	-	Out	Dstorage
2012		6086.		64922.		54597.		125604.		92449.		1827.		9605.		103881.		21723.		21666.
2013		-6357.		49890.		40620.		84152.		68264.		1909.		11201.		81374.		2778.		2772.
2014		1370.		65063.		40640.		107073.		92449.		1890.		11819.		106158.		915.		851.
2015		-5048.		48598.		39407.		82958.		68264.		1960.		11854.		82078.		880.		894.
2016		2657.		64444.		39873.		106973.		92477.		1927.		12285.		106689.		284.		269.
2017		-3943.		48136.		38801.		82994.		68264.		1988.		12201.		82453.		541.		587.
2018		853.		30040.		41799.		72691.		78276.		1968.		10830.		91075.		-18383.		-18365.
2019		8266.		22329.		52251.		82846.		91473.		1502.		7172.		100147.		-17301.		-17163.
2020		2382.		21774.		57552.		81708.		80338.		1372.		5632.		87341.		-5634.		-5589.
2021		-1755.		19321.		60377.		77943.		79000.		1316.		5001.		85317.		-7374.		-7263.
2022		-6751.		32538.		62840.		88627.		80403.		1278.		4539.		86220.		2407.		2505.
2023		-8518.		29410.		63334.		84226.		82733.		1265.		4514.		88513.		-4288.		-4150.
2024		-3451.		24555.		68433.		89536.		93075.		1232.		3821.		98128.		-8592.		-8508.
2025		-5224.		23408.		73802.		91985.		92839.		1213.		3129.		97181.		-5196.		-4985.
2026		-13589.		22357.		75089.		83858.		80338.		1211.		3048.		84597.		-739.		-628.
2027		-16946.		19656.		75923.		78632.		79008.		1211.		2983.		83202.		-4570.		-4399.
2028		-20734.		32100.		77205.		88572.		80677.		1208.		2829.		84714.		3858.		4006.
2029		-21180.		28966.		76925.		84711.		83826.		1201.		2878.		87905.		-3194.		-3002.
2030		-19211.		51711.		77116.		109616.		103905.		1185.		2888.		107978.		1637.		1906.
2031		-28350.		37617.		74644.		83912.		76187.		1188.		3042.		80416.		3495.		3651.
2032		-21948.		55315.		72474.		105841.		99362.		1192.		3305.		103860.		1982.		2213.
2033		-29449.		42366.		69706.		82623.		73217.		1188.		3533.		77938.		4684.		4805.
2034		-24855.		64752.		66156.		106053.		92582.		1216.		4046.		97845.		8208.		8325.
2035		-37537.		71589.		56668.		90721.		65329.		1342.		5856.		72527.		18194.		18240.
2036		-26316.		55304.		50730.		79717.		64249.		1495.		7092.		72836.		6881.		6913.
2037		-10886.		70590.		48311.		108015.		92476.		1568.		8268.		102312.		5703.		5704.
2038		-18254.		71210.		39835.		92791.		62236.		1832.		12391.		76459.		16332.		16321.
2039		-10630.		57517.		37180.		84066.		65329.		1960.		13644.		80933.		3133.		3107.
2040		-6300.		43901.		37693.		75294.		64244.		2022.		12722.		78988.		-3694.		-3750.
2041		3306.		64107.		39414.		106827.		92500.		1889.		12649.		107039.		-212.		-198.
2042		-6218.		63583.		34281.		91646.		62741.		2244.		16573.		81557.		10088.		10039.
2043		-1083.		52349.		33603.		84869.		65413.		2178.		16840.		84432.		437.		412.
2044		1320.		40301.		34816.		76437.		64244.		2192.		15095.		81531.		-5094.		-5158.
2045		9412.		61414.		37157.		107983.		92611.		2061.		14514.		109186.		-1203.		-1206.
2046		-1391.		61461.		32768.		92838.		62949.		2494.		18300.		83743.		9095.		9029.
2047		10553.		60067.		35352.		105973.		92858.		2168.		16568.		111594.		-5622.		-5572.
2048		3257.		44935.		35445.		83638.		68264.		2169.		14990.		85424.		-1786.		-1816.
2049		9596.		61390.		37039.		108025.		92592.		2089.		14756.		109436.		-1412.		-1416.
2050		1584.		46140.		36381.		84106.		68264.		2118.		14036.		84419.		-313.		-333.
2051		4887.		45944.		38174.		89004.		78859.		2098.		12841.		93798.		-4793.		-4748.
2052		4514.		46738.		40472.		91724.		81941.		2051.		11597.		95589.		-3865.		-3838.
2053		-812.		47394.		41165.		87747.		71124.		1865.		11099.		84088.		3659.		3694.
2054		753.		43226.		41429.		85408.		78270.		1990.		10826.		91087.		-5678.		-5621.
2055		5897.		22659.		49089.		77646.		92026.		1598.		8132.		101756.		-24110.		-23946.
2056		3640.		21636.		55422.		80699.		80338.		1416.		6119.		87873.		-7175.		-7122.
2057		-305.		19253.		58693.		77640.		79000.		1348.		5339.		85687.		-8047.		-7929.
2058		-5204.		32599.		61353.		88749.		80515.		1308.		4799.		86622.		2127.		2226.
2059		-6841.		29537.		62057.		84752.		83243.		1284.		4732.		89258.		-4506.		-4378.

2060	-21447.	64019.	57283.	99855.	73510.	1355.	5718.	80582.	19273.	19216.
2061	-7563.	30208.	56650.	79296.	83386.	1390.	5869.	90645.	-11349.	-11276.
2062	-21916.	66870.	51558.	96512.	65492.	1532.	7312.	74335.	22177.	22200.
2063	-14489.	51122.	45325.	81957.	64245.	1706.	9080.	75032.	6926.	6915.
2064	-3829.	68044.	43998.	108212.	92516.	1754.	10089.	104359.	3853.	3791.
2065	-12634.	67339.	36995.	91700.	62495.	2060.	14218.	78774.	12927.	12883.
2066	-5474.	43225.	37639.	75391.	64766.	2107.	12790.	79662.	-4272.	-4355.
2067	-2916.	45726.	38556.	81366.	68264.	2032.	12153.	82449.	-1082.	-1042.
2068	-3288.	45179.	37526.	79417.	62939.	2107.	12731.	77777.	1640.	1560.
2069	2119.	41718.	41260.	85098.	79354.	1922.	10797.	92073.	-6975.	-6943.
2070	-554.	37137.	43557.	80140.	78680.	1798.	9762.	90240.	-10100.	-9994.
2071	5800.	30108.	49898.	85806.	90552.	1556.	7736.	99843.	-14037.	-13872.
2072	-7413.	43751.	49383.	85721.	71398.	1585.	7720.	80703.	5018.	5074.
2073	-111.	67453.	47154.	114497.	92651.	1661.	8843.	103155.	11342.	11306.
2074	-7735.	52393.	42864.	87522.	68269.	1816.	10225.	80310.	7212.	7193.
Average	-6194.	45848.	50059.	89713.	78564.	1692.	9158.	89415.	299.	345.

Water budget for case NM_sce6sn (App. E2 Table 15)

Model	Year	[1] NES Bdry	[2]+[3] Rech&Wells	[4] Ocean In	[5] Total In	[6]+[7]+[8] Wells Out	[9] Stream Out	[10] Ocean Out	[11] Total Out	[12] In - Out	[alt 12] Dstorage
2012	24239.	71814.	52243.	148296.	106832.	2173.	13013.	122019.	26277.	26261.	
2013	5740.	52434.	38507.	96681.	75798.	2233.	14834.	92865.	3816.	3765.	
2014	14830.	70570.	39680.	125080.	106932.	2273.	15937.	125141.	-61.	-44.	
2015	6417.	51501.	37771.	95688.	75767.	2294.	15828.	93890.	1799.	1747.	
2016	15947.	69936.	39220.	125103.	106996.	2343.	16541.	125880.	-777.	-750.	
2017	7445.	50983.	37453.	95882.	75823.	2324.	16257.	94404.	1477.	1423.	
2018	13396.	40368.	39890.	93654.	92118.	2266.	14184.	108568.	-14914.	-14868.	
2019	18279.	27220.	48495.	93994.	104389.	1663.	8867.	114920.	-20925.	-20780.	
2020	13139.	26320.	53952.	93411.	91870.	1468.	6467.	99804.	-6393.	-6366.	
2021	9261.	22826.	56961.	89048.	90458.	1383.	5642.	97483.	-8435.	-8313.	
2022	3422.	39115.	59133.	101670.	92104.	1342.	5090.	98536.	3134.	3180.	
2023	1982.	35584.	59428.	96994.	94737.	1320.	5113.	101170.	-4176.	-4081.	
2024	7902.	30516.	64683.	103101.	106302.	1272.	4349.	111924.	-8823.	-8784.	
2025	5855.	28599.	70645.	105099.	106127.	1222.	3485.	110834.	-5735.	-5608.	
2026	-3435.	27010.	72104.	95678.	91870.	1216.	3312.	96397.	-719.	-669.	
2027	-6681.	23206.	73110.	89635.	90466.	1216.	3226.	94908.	-5273.	-5162.	
2028	-11191.	38711.	74131.	101651.	92378.	1208.	3097.	96683.	4968.	5030.	
2029	-11154.	34692.	73525.	97063.	95831.	1205.	3207.	100243.	-3180.	-3053.	
2030	-8986.	61473.	73089.	125576.	118297.	1195.	3349.	122841.	2735.	2977.	
2031	-19455.	45826.	69851.	96222.	87201.	1189.	3541.	961930.	4291.	4419.	
2032	-11686.	67338.	67142.	122794.	113752.	1212.	4077.	119041.	3753.	3930.	
2033	-19856.	51289.	63499.	94933.	83984.	1207.	4383.	89574.	5358.	5432.	
2034	-13141.	78801.	59600.	125260.	106969.	1284.	5326.	113578.	11681.	11673.	
2035	-23461.	78334.	49128.	104001.	74550.	1542.	8177.	84269.	19732.	19734.	
2036	-9621.	56791.	44331.	91501.	73863.	1748.	10447.	86058.	5442.	5397.	
2037	4790.	76959.	43746.	125496.	106720.	1839.	12248.	120807.	4689.	4643.	
2038	-4581.	75287.	36869.	107576.	70502.	2657.	19188.	92348.	15228.	15160.	
2039	4986.	58774.	35352.	99111.	73702.	2575.	20402.	96680.	2432.	2389.	
2040	10321.	42561.	36424.	89306.	73863.	2432.	18170.	94466.	-5160.	-5271.	
2041	19856.	68616.	38417.	126889.	107160.	2455.	17797.	127412.	-522.	-475.	
2042	7698.	69003.	33673.	110373.	71632.	4021.	23861.	99515.	10858.	10807.	
2043	14077.	54479.	33178.	101734.	74531.	3460.	23628.	101619.	116.	71.	
2044	17169.	39005.	34764.	90938.	74181.	2786.	20433.	97401.	-6463.	-6558.	
2045	24953.	66405.	37128.	128485.	107492.	2835.	19468.	129796.	-1311.	-1293.	
2046	11612.	67566.	32834.	112012.	72172.	4603.	25266.	102040.	9971.	9914.	
2047	26067.	65526.	35548.	127141.	108144.	3266.	22087.	133497.	-6356.	-6306.	
2048	16175.	46102.	34875.	97152.	75846.	2700.	20093.	98640.	-1488.	-1495.	
2049	23388.	66806.	37025.	127218.	107420.	2792.	19600.	129812.	-2593.	-2534.	
2050	13643.	47989.	35794.	97426.	75791.	2538.	18691.	97020.	406.	358.	
2051	17817.	48334.	37777.	103929.	91801.	2380.	16305.	110487.	-6558.	-6487.	
2052	16884.	50943.	39881.	107709.	94867.	2283.	14165.	111316.	-3607.	-3572.	
2053	10334.	52305.	39644.	102284.	82240.	2054.	13760.	98054.	4229.	4210.	
2054	12687.	47689.	40599.	100975.	92118.	2176.	13307.	107600.	-6625.	-6572.	
2055	16190.	28302.	47607.	92100.	105313.	1692.	9472.	116477.	-24377.	-24305.	
2056	13198.	26227.	53256.	92680.	91870.	1492.	6694.	100056.	-7376.	-7360.	
2057	9650.	22786.	56444.	88880.	90457.	1399.	5771.	97628.	-8748.	-8640.	
2058	3959.	39132.	58705.	101796.	92217.	1356.	5187.	98760.	3036.	3074.	
2059	2821.	35599.	59112.	97532.	95246.	1329.	5200.	101775.	-4243.	-4176.	

2060	-11438.	71156.	53738.	113456.	84969.	1429.	6291.	92689.	20767.	20647.
2061	2639.	35149.	53316.	91105.	95174.	1485.	6770.	103429.	-12324.	-12297.
2062	-10209.	73874.	47658.	111323.	74822.	1694.	8673.	85189.	26134.	26092.
2063	-1963.	52672.	42139.	92848.	73855.	1925.	11705.	87485.	5362.	5294.
2064	9485.	74189.	42082.	125755.	106799.	2007.	13429.	122234.	3521.	3445.
2065	-996.	72953.	35886.	107842.	70764.	3099.	20278.	94141.	13701.	13605.
2066	8013.	42492.	36325.	86830.	71446.	2517.	17467.	91430.	-4600.	-4664.
2067	9821.	47044.	36998.	93862.	75803.	2458.	16542.	94804.	-941.	-929.
2068	9562.	46357.	36658.	92577.	71371.	2548.	17365.	91285.	1292.	1196.
2069	15744.	44124.	40036.	99905.	91264.	2192.	13775.	107230.	-7326.	-7318.
2070	12979.	46196.	41109.	100284.	90677.	2048.	12442.	105167.	-4883.	-4893.
2071	15088.	37233.	45991.	98312.	103476.	1758.	10032.	115267.	-16954.	-16935.
2072	4730.	49686.	44958.	99374.	82159.	1793.	9495.	93447.	5927.	5935.
2073	13761.	74923.	43489.	132174.	107038.	1906.	11745.	120689.	11485.	11435.
2074	3251.	54466.	39431.	97148.	75755.	2129.	13717.	91601.	5547.	5469.
Average	6085.	50796.	47556.	104437.	89938.	2030.	12036.	104004.	433.	447.

Water budget for case NM_sce7sf (App. E2 Table 16)

Model	Year	[1] NES Bdry	[2]+[3] Rech&Wells	[4] Ocean In	[5] Total In	[6]+[7]+[8] Wells Out	[9] Stream Out	[10] Ocean Out	[11] Total Out	[12] In - Out	[alt 12] Dstorage
2012	9760.	64722.	58937.	133420.	106333.	1781.	8027.	116142.	17278.	17265.	
2013	-1815.	49980.	45885.	94050.	80083.	1879.	8983.	90944.	3106.	3077.	
2014	6452.	65130.	46460.	118042.	106344.	1864.	9647.	117855.	187.	127.	
2015	-262.	48691.	44807.	93237.	80083.	1935.	9573.	91591.	1646.	1635.	
2016	7900.	64175.	45726.	117801.	106350.	1904.	10042.	118297.	-496.	-507.	
2017	1027.	48055.	44230.	93312.	80153.	1960.	9854.	91967.	1345.	1336.	
2018	6469.	29770.	47711.	83949.	93391.	1911.	8646.	103947.	-19998.	-19968.	
2019	13878.	22384.	59058.	95320.	105603.	1448.	5316.	112368.	-17048.	-16911.	
2020	7967.	21794.	64850.	94611.	94470.	1333.	4288.	100091.	-5480.	-5429.	
2021	3669.	19319.	67806.	90794.	93133.	1290.	3894.	98316.	-7523.	-7411.	
2022	-1248.	32524.	70443.	101718.	94539.	1246.	3538.	99323.	2396.	2492.	
2023	-3112.	29443.	70941.	97272.	96865.	1245.	3520.	101631.	-4358.	-4233.	
2024	1952.	24539.	76387.	102878.	107211.	1219.	3077.	111508.	-8629.	-8518.	
2025	352.	23418.	81965.	105735.	106974.	1213.	2594.	110780.	-5045.	-4837.	
2026	-7991.	22358.	83229.	97597.	94470.	1211.	2513.	98195.	-597.	-455.	
2027	-11547.	19642.	83961.	92056.	93141.	1211.	2470.	96823.	-4767.	-4562.	
2028	-15143.	32069.	85337.	102263.	94813.	1205.	2349.	98367.	3896.	4035.	
2029	-15682.	28978.	85000.	98297.	97958.	1201.	2392.	101551.	-3254.	-3059.	
2030	-13755.	51771.	85147.	123162.	117790.	1182.	2384.	121356.	1806.	2084.	
2031	-22918.	37704.	82535.	97320.	90077.	1188.	2528.	93793.	3527.	3667.	
2032	-16501.	55311.	80355.	119165.	113248.	1189.	2718.	117154.	2011.	2238.	
2033	-24072.	42320.	77525.	95773.	87100.	1185.	2906.	91191.	4582.	4718.	
2034	-19429.	64619.	73930.	119120.	106467.	1197.	3254.	110918.	8202.	8322.	
2035	-32318.	71691.	63680.	103053.	78886.	1295.	4397.	84579.	18475.	18519.	
2036	-21166.	55447.	57584.	91865.	78093.	1442.	5616.	85150.	6715.	6751.	
2037	-5668.	70578.	55161.	120070.	106360.	1518.	6664.	114543.	5527.	5539.	
2038	-13338.	71275.	45634.	103572.	74549.	1809.	10214.	86572.	17000.	16945.	
2039	-5727.	57210.	42871.	94354.	77929.	1952.	11482.	91363.	2991.	2946.	
2040	-1197.	44078.	43781.	86663.	78084.	1965.	10580.	90629.	-3967.	-4055.	
2041	8728.	64316.	45520.	118564.	106369.	1838.	10400.	118606.	-42.	-41.	
2042	-1484.	63610.	39788.	101914.	74949.	2268.	14239.	91456.	10458.	10410.	
2043	3743.	52352.	39127.	95222.	78011.	2204.	14542.	94758.	464.	414.	
2044	6562.	40238.	40710.	87510.	78084.	2161.	12785.	93029.	-5519.	-5570.	
2045	14733.	61457.	43105.	119296.	106483.	2020.	12059.	120563.	-1267.	-1246.	
2046	3473.	61466.	38240.	103179.	75175.	2571.	15846.	93592.	9587.	9534.	
2047	15775.	60043.	41118.	116936.	106756.	2152.	14037.	122945.	-6010.	-6000.	
2048	8100.	44856.	40743.	93699.	80083.	2160.	12527.	94770.	-1071.	-1073.	
2049	14883.	61217.	42678.	118778.	106491.	2065.	12326.	120882.	-2104.	-2086.	
2050	6535.	46033.	41665.	94234.	80083.	2101.	11602.	93786.	448.	429.	
2051	10050.	45944.	43661.	99656.	92744.	2055.	10444.	105243.	-5587.	-5539.	
2052	9972.	46676.	46251.	102899.	95843.	1986.	9158.	106987.	-4088.	-4080.	
2053	4667.	47449.	46842.	98958.	85007.	1782.	8478.	95267.	3691.	3733.	
2054	6607.	43218.	47633.	97459.	93385.	1898.	8509.	103792.	-6333.	-6287.	
2055	11554.	22767.	55941.	90262.	106160.	1535.	6246.	113941.	-23679.	-23510.	
2056	9225.	21652.	62604.	93482.	94470.	1372.	4654.	100496.	-7015.	-6970.	
2057	5043.	19248.	66039.	90330.	93133.	1316.	4126.	98574.	-8244.	-8115.	
2058	207.	32582.	68931.	101721.	94651.	1266.	3711.	99627.	2094.	2196.	
2059	-1506.	29532.	69670.	97695.	97375.	1261.	3668.	102303.	-4608.	-4465.	

2060	-16201.	63985.	64532.	112316.	87393.	1297.	4214.	92905.	19411.	19327.
2061	-2354.	30101.	63910.	91657.	97272.	1347.	4526.	103145.	-11488.	-11401.
2062	-16903.	67110.	58220.	108426.	79158.	1473.	5283.	85914.	22512.	22520.
2063	-9412.	51217.	51675.	93480.	78085.	1645.	7033.	86763.	6717.	6765.
2064	1465.	68069.	50466.	119999.	106400.	1690.	8052.	116142.	3856.	3762.
2065	-7779.	67260.	42618.	102099.	74693.	2038.	11875.	88605.	13494.	13448.
2066	-977.	43170.	42996.	85189.	75949.	2112.	10751.	88812.	-3623.	-3643.
2067	1659.	45693.	43884.	91236.	80083.	2030.	10108.	92221.	-985.	-962.
2068	1744.	45119.	43245.	90108.	76243.	2087.	10654.	88984.	1124.	1050.
2069	7195.	41531.	47345.	96070.	93229.	1868.	8700.	103796.	-7727.	-7686.
2070	5094.	37063.	49626.	91783.	92564.	1739.	7600.	101903.	-10120.	-10026.
2071	11233.	30140.	56550.	97923.	104436.	1506.	5907.	111849.	-13926.	-13767.
2072	-2164.	43771.	55666.	97273.	85278.	1527.	5667.	92472.	4801.	4859.
2073	5150.	67367.	53430.	125946.	106535.	1598.	6551.	114685.	11262.	11217.
2074	-2924.	52601.	48381.	98058.	80091.	1781.	7871.	89743.	8315.	8265.
Average	-980.	45839.	56567.	101426.	92114.	1662.	7422.	101198.	227.	273.

Water budget for case NM_sce7srf (App. E2 Table 17)

Model	Year	[1] NES Bdry	[2]+[3] Rech&Wells	[4] Ocean In	[5] Total In	[6]+[7]+[8] Wells Out	[9] Stream Out	[10] Ocean Out	[11] Total Out	[12] In - Out	[alt 12] Dstorage
2075		794.	64685.	31218.	96696.	80093.	1795.	10690.	92577.	4119.	4098.
2076		-6462.	50073.	27732.	71342.	53253.	1901.	12411.	67565.	3777.	3763.
2077		1927.	65023.	28391.	95340.	80097.	1872.	13267.	95236.	104.	41.
2078		-5048.	48853.	26665.	70470.	53251.	1958.	13367.	68576.	1894.	1873.
2079		3293.	64271.	27717.	95281.	80106.	1915.	13867.	95888.	-607.	-644.
2080		-3846.	48190.	26179.	70523.	53321.	1987.	13774.	69081.	1441.	1412.
2081		1869.	29786.	29143.	60798.	67153.	1927.	11850.	80929.	-20131.	-20103.
2082		9344.	22383.	39262.	70989.	79363.	1457.	7238.	88059.	-17069.	-16929.
2083		3472.	21792.	44509.	69773.	68333.	1340.	5602.	75275.	-5502.	-5454.
2084		-855.	19317.	47260.	65722.	67014.	1295.	4977.	73285.	-7563.	-7447.
2085		-5774.	32520.	49776.	76523.	68420.	1253.	4476.	74148.	2375.	2471.
2086		-7638.	29422.	50301.	72085.	70747.	1251.	4474.	76471.	-4386.	-4265.
2087		-2577.	24538.	55497.	77458.	81094.	1224.	3789.	86106.	-8648.	-8518.
2088		-4195.	23418.	60864.	80088.	80855.	1213.	3085.	85153.	-5065.	-4844.
2089		-12531.	22361.	62127.	71957.	68333.	1211.	3007.	72551.	-594.	-440.
2090		-16021.	19642.	62824.	66445.	67021.	1211.	2954.	71187.	-4742.	-4537.
2091		-19632.	32062.	64151.	76581.	68694.	1205.	2796.	72695.	3886.	4023.
2092		-20166.	28972.	63845.	72651.	71839.	1201.	2860.	75900.	-3249.	-3065.
2093		-18250.	51763.	64004.	97517.	91671.	1183.	2875.	95728.	1789.	2053.
2094		-27448.	37770.	61393.	71715.	63961.	1188.	3023.	68172.	3543.	3683.
2095		-21009.	55311.	59311.	93613.	87131.	1190.	3299.	91620.	1993.	2219.
2096		-28717.	42331.	56493.	70107.	60759.	1185.	3520.	65464.	4643.	4780.
2097		-23974.	64575.	53111.	93712.	80349.	1199.	4023.	85571.	8141.	8254.
2098		-37018.	71662.	43534.	78177.	52416.	1302.	5914.	59633.	18544.	18586.
2099		-26021.	55560.	37553.	76091.	51501.	1454.	7330.	60285.	6807.	6857.
2100		-10389.	70672.	35547.	95830.	80120.	1524.	8758.	90403.	5428.	5441.
2101		-18106.	71478.	27853.	81224.	48070.	1820.	14156.	64046.	17178.	17157.
2102		-10492.	57227.	25334.	72069.	51336.	1966.	15765.	69067.	3002.	2965.
2103		-5893.	43985.	25714.	63806.	51493.	1979.	14314.	67786.	-3980.	-4038.
2104		4031.	64311.	27466.	95808.	80110.	1846.	14087.	96043.	-235.	-252.
2105		-6106.	63716.	23050.	80660.	48466.	2269.	19258.	69994.	10667.	10600.
2106		-933.	52459.	22325.	73851.	51423.	2220.	19649.	73292.	559.	523.
2107		1855.	40323.	23257.	65435.	51493.	2182.	17247.	70921.	-5486.	-5546.
2108		10065.	61426.	25542.	97034.	80232.	2029.	16303.	98564.	-1530.	-1561.
2109		-1205.	61651.	21806.	82252.	48684.	2575.	21243.	72503.	9750.	9691.
2110		11317.	59904.	24123.	95344.	80505.	2159.	18843.	101507.	-6163.	-6148.
2111		3323.	45062.	23402.	71786.	53251.	2179.	17090.	72519.	-733.	-766.
2112		10231.	61330.	25279.	96840.	80227.	2078.	16751.	99055.	-2215.	-2224.
2113		1551.	46159.	24108.	71818.	53252.	2121.	15965.	71337.	480.	441.
2114		5471.	46096.	25749.	77315.	66619.	2068.	14319.	83006.	-5690.	-5646.
2115		5292.	46490.	27928.	79710.	69561.	1986.	12542.	84089.	-4380.	-4357.
2116		144.	47631.	28561.	76337.	58762.	1789.	11829.	72379.	3958.	3998.
2117		1957.	43192.	28997.	74146.	67147.	1912.	11591.	80650.	-6505.	-6478.
2118		7086.	22695.	36405.	66186.	80042.	1539.	8284.	89865.	-23679.	-23507.
2119		4691.	21654.	42483.	68828.	68333.	1379.	6106.	75818.	-6990.	-6946.
2120		545.	19247.	45624.	65416.	67014.	1321.	5318.	73652.	-8236.	-8100.
2121		-4299.	32576.	48336.	76613.	68531.	1271.	4730.	74532.	2081.	2190.
2122		-6036.	29530.	49081.	72575.	71256.	1266.	4688.	77210.	-4635.	-4496.

2123	-20771.	64014.	44265.	87508.	61067.	1302.	5630.	67999.	19509.	19431.
2124	-6920.	30175.	43568.	66824.	71047.	1353.	5917.	78317.	-11493.	-11421.
2125	-21513.	67132.	38611.	84230.	52688.	1480.	7443.	61611.	22618.	22634.
2126	-14141.	51273.	32409.	69541.	51494.	1659.	9585.	62737.	6803.	6846.
2127	-3218.	68059.	31604.	96445.	80160.	1696.	10925.	92781.	3664.	3603.
2128	-12507.	67514.	25405.	80411.	48203.	2043.	16444.	66691.	13720.	13691.
2129	-5715.	43120.	25201.	62605.	49456.	2126.	14760.	66343.	-3737.	-3791.
2130	-3130.	45866.	25774.	68509.	53253.	2052.	13950.	69255.	-746.	-735.
2131	-3045.	45219.	25252.	67426.	49626.	2106.	14573.	66305.	1120.	1047.
2132	2304.	41323.	28529.	72156.	66620.	1885.	11719.	80224.	-8068.	-8035.
2133	510.	37060.	30652.	68222.	66329.	1749.	10331.	78409.	-10187.	-10094.
2134	6720.	30162.	36961.	73843.	78319.	1511.	7917.	87748.	-13905.	-13743.
2135	-6756.	43794.	36145.	73183.	58935.	1535.	7841.	68311.	4871.	4923.
2136	539.	67411.	34399.	102348.	80417.	1599.	9159.	91176.	11172.	11124.
2137	-7801.	52773.	29707.	74679.	53262.	1798.	11045.	66105.	8574.	8542.
Average	-5680.	45873.	37291.	77484.	65771.	1671.	10009.	77451.	33.	77.

Water budget for case NM_sce8sn (App. E2 Table 18)

Model Year	[1] NES	[2]+[3] Bdry Rech&Wells	[4] Ocean In	[5] Total In	[6]+[7]+[8] Wells Out	[9] Stream Out	[10] Ocean Out	[11] Total Out	[12] In - Out	[alt 12] Dstorage
2012	22919.	71251.	44893.	139063.	93392.	2352.	13877.	109621.	29442.	29422.
2013	3425.	51477.	30591.	85493.	63083.	2399.	16278.	81760.	3733.	3704.
2014	12280.	70084.	31590.	113955.	93487.	2468.	17370.	113325.	629.	623.
2015	3770.	50605.	29829.	84205.	63083.	2455.	17410.	82948.	1257.	1224.
2016	13274.	69490.	31124.	113888.	93560.	2549.	18043.	114151.	-263.	-249.
2017	4844.	50079.	29533.	84456.	63084.	2487.	17868.	83439.	1017.	987.
2018	10302.	40545.	31476.	82323.	77422.	2447.	15585.	95455.	-13131.	-13114.
2019	14715.	27182.	39146.	81043.	90665.	1778.	9947.	102389.	-21346.	-21227.
2020	9729.	26293.	44315.	80337.	78164.	1563.	7170.	86897.	-6560.	-6525.
2021	5997.	22842.	47310.	76149.	76751.	1462.	6253.	84466.	-8317.	-8191.
2022	124.	39157.	49337.	88619.	78399.	1422.	5624.	85445.	3173.	3219.
2023	-1222.	35521.	49640.	83940.	81030.	1394.	5663.	88088.	-4148.	-4069.
2024	4706.	30545.	54701.	89952.	92596.	1310.	4799.	98705.	-8753.	-8719.
2025	2605.	28558.	60501.	91665.	92418.	1236.	3831.	97485.	-5821.	-5667.
2026	-6650.	26982.	61961.	82293.	78164.	1225.	3648.	83037.	-744.	-714.
2027	-9749.	23198.	62948.	76398.	76759.	1219.	3554.	81532.	-5134.	-5006.
2028	-14314.	38742.	63863.	88291.	78673.	1215.	3414.	83302.	4989.	5076.
2029	-14256.	34681.	63264.	83688.	82124.	1211.	3533.	86868.	-3180.	-3039.
2030	-11972.	61420.	62828.	112277.	104830.	1208.	3683.	109720.	2556.	2784.
2031	-22327.	45753.	59725.	83152.	73738.	1194.	3899.	78831.	4321.	4458.
2032	-14625.	67487.	56971.	109833.	100284.	1232.	4499.	106015.	3818.	3993.
2033	-22791.	51270.	53518.	81997.	70510.	1259.	4857.	76625.	5371.	5454.
2034	-16047.	78778.	49670.	112401.	93502.	1358.	5908.	100767.	11634.	11671.
2035	-25658.	77873.	39832.	92047.	60965.	1676.	9383.	72023.	20024.	20034.
2036	-12188.	55903.	35327.	79042.	60130.	1911.	11855.	73897.	5145.	5101.
2037	2272.	76208.	34991.	113471.	93242.	2004.	13674.	108921.	4550.	4515.
2038	-7244.	74087.	28833.	95676.	56943.	2997.	21206.	81146.	14531.	14462.
2039	2346.	57802.	27473.	87621.	60038.	2865.	22369.	85272.	2349.	2315.
2040	7736.	41430.	28376.	77542.	60144.	2643.	19937.	82724.	-5183.	-5298.
2041	17325.	67617.	30319.	115261.	93741.	2697.	19425.	115862.	-601.	-562.
2042	5021.	68353.	26013.	99388.	58210.	4456.	25890.	88556.	10832.	10750.
2043	11210.	53884.	25537.	90630.	60934.	3984.	25611.	90529.	101.	64.
2044	14439.	38139.	26890.	79468.	60533.	3074.	22226.	85834.	-6366.	-6521.
2045	22319.	65667.	29095.	117082.	94128.	3133.	21161.	118422.	-1341.	-1295.
2046	8835.	66930.	25225.	100990.	58794.	5106.	27337.	91236.	9754.	9685.
2047	23430.	64629.	27717.	115776.	94781.	3588.	23843.	122212.	-6435.	-6379.
2048	13687.	45289.	27207.	86182.	63133.	2894.	21786.	87813.	-1631.	-1651.
2049	20785.	66141.	29136.	116063.	93997.	3036.	21191.	118224.	-2161.	-2110.
2050	10925.	47070.	28047.	86042.	63085.	2705.	20359.	86149.	-107.	-100.
2051	15004.	47787.	29804.	92595.	78332.	2559.	17794.	98685.	-6090.	-6019.
2052	14184.	50217.	31617.	96018.	81381.	2447.	15572.	99399.	-3381.	-3362.
2053	7456.	51707.	31359.	90522.	68751.	2223.	15341.	86316.	4206.	4178.
2054	9460.	47150.	32054.	88664.	77423.	2364.	14720.	94507.	-5843.	-5813.
2055	12610.	28338.	38403.	79350.	91604.	1811.	10535.	103950.	-24600.	-24520.
2056	9672.	26207.	43782.	79661.	78164.	1588.	7391.	87142.	-7482.	-7455.
2057	6404.	22806.	46850.	76060.	76751.	1481.	6381.	84612.	-8553.	-8443.
2058	716.	39150.	48909.	88776.	78512.	1435.	5724.	85671.	3105.	3132.
2059	-374.	35575.	49305.	84506.	81539.	1405.	5752.	88696.	-4191.	-4120.

2060	-14278.	70877.	44122.	100720.	71501.	1546.	7077.	80124.	20596.	20488.
2061	-276.	35083.	43780.	78588.	81714.	1583.	7547.	90844.	-12256.	-12226.
2062	-12639.	73359.	38490.	99210.	61237.	1838.	9890.	72965.	26245.	26191.
2063	-4774.	51784.	33436.	80447.	60123.	2096.	13175.	75395.	5051.	4971.
2064	6747.	73502.	33584.	113832.	93366.	2179.	14895.	110439.	3393.	3315.
2065	-3792.	71959.	28004.	96171.	57278.	3455.	22237.	82969.	13202.	13112.
2066	5595.	41607.	28580.	75782.	59236.	2690.	18993.	80919.	-5137.	-5203.
2067	7361.	46453.	29189.	83003.	63083.	2607.	18034.	83724.	-721.	-687.
2068	6793.	45423.	28702.	80918.	57838.	2753.	18975.	79567.	1351.	1252.
2069	12963.	43403.	31681.	88047.	77738.	2359.	15153.	95249.	-7203.	-7194.
2070	10231.	45742.	32734.	88707.	77194.	2199.	13737.	93129.	-4422.	-4431.
2071	12015.	37195.	37023.	86234.	90014.	1891.	11079.	102983.	-16749.	-16739.
2072	2021.	49368.	36099.	87488.	68689.	1935.	10685.	81310.	6179.	6182.
2073	10889.	74178.	34763.	119831.	93572.	2069.	13161.	108803.	11028.	11037.
2074	710.	53385.	31302.	85396.	63083.	2284.	15254.	80621.	4775.	4736.
Average	3249.	50337.	38767.	92353.	76455.	2191.	13223.	91868.	484.	500.

Water budget for case NM_sce8sf (App. E2 Table 19)

Model	Year	[1] NES Bdry	[2]+[3] Rech&Wells	[4] Ocean In	[5] Total In	[6]+[7]+[8] Wells Out	[9] Stream Out	[10] Ocean Out	[11] Total Out	[12] In - Out	[alt 12] Dstorage
2012	8487.	64576.	51091.	124155.	92513.	1916.	8694.	103123.	21032.	20967.	
2013	-3921.	49164.	37531.	82774.	68290.	1983.	9946.	80220.	2554.	2570.	
2014	3743.	64421.	37784.	105948.	92529.	1995.	10631.	105156.	792.	760.	
2015	-2590.	47995.	36443.	81849.	68290.	2036.	10606.	80932.	916.	945.	
2016	5194.	63544.	37069.	105806.	92535.	2032.	11077.	105644.	162.	118.	
2017	-1528.	47590.	35879.	81940.	68291.	2064.	10943.	81299.	641.	687.	
2018	3066.	29799.	38684.	71549.	78353.	2045.	9499.	89897.	-18348.	-18318.	
2019	10168.	22329.	49199.	81697.	91539.	1540.	5890.	98969.	-17273.	-17135.	
2020	4369.	21772.	54811.	80952.	80405.	1390.	4724.	86518.	-5567.	-5523.	
2021	200.	19323.	57829.	77352.	79067.	1331.	4283.	84681.	-7329.	-7218.	
2022	-4772.	32546.	60323.	88097.	80471.	1299.	3888.	85657.	2440.	2537.	
2023	-6523.	29415.	60805.	83697.	82801.	1281.	3870.	87952.	-4255.	-4112.	
2024	-1455.	24555.	66077.	89176.	93143.	1242.	3375.	97760.	-8584.	-8495.	
2025	-3098.	23375.	71603.	91881.	92907.	1214.	2849.	96969.	-5089.	-4909.	
2026	-11431.	22326.	72811.	83706.	80405.	1211.	2770.	84385.	-679.	-554.	
2027	-14759.	19645.	73593.	78479.	79075.	1211.	2722.	83009.	-4529.	-4343.	
2028	-18406.	32097.	74823.	88514.	80745.	1207.	2595.	84547.	3966.	4093.	
2029	-18907.	28974.	74484.	84551.	83893.	1201.	2637.	87731.	-3180.	-2992.	
2030	-16843.	51785.	74533.	109475.	103970.	1188.	2621.	107778.	1697.	1973.	
2031	-25863.	37611.	72036.	83784.	76252.	1188.	2791.	80231.	3553.	3704.	
2032	-19475.	55378.	69763.	105666.	99427.	1197.	2987.	103612.	2054.	2283.	
2033	-27016.	42301.	67089.	82374.	73278.	1192.	3213.	77684.	4690.	4819.	
2034	-22384.	64650.	63396.	105662.	92647.	1234.	3592.	97473.	8189.	8307.	
2035	-34945.	71298.	53466.	89819.	65383.	1379.	4899.	71661.	18158.	18210.	
2036	-23361.	54974.	47644.	79257.	64305.	1554.	6274.	72133.	7124.	7163.	
2037	-8207.	70076.	45248.	107118.	92540.	1645.	7432.	101616.	5501.	5504.	
2038	-15518.	70181.	36931.	91594.	62307.	1945.	11509.	75761.	15833.	15797.	
2039	-7913.	56350.	34539.	82976.	65374.	2063.	12772.	80210.	2766.	2747.	
2040	-3469.	43000.	35061.	74592.	64300.	2107.	11813.	78220.	-3628.	-3686.	
2041	6146.	63137.	36685.	105968.	92567.	1996.	11563.	106126.	-159.	-170.	
2042	-3615.	62647.	31819.	90852.	62842.	2455.	15674.	80971.	9881.	9808.	
2043	1479.	51481.	31230.	84191.	65539.	2358.	15950.	83846.	344.	327.	
2044	3897.	39443.	32415.	75755.	64300.	2324.	14116.	80740.	-4984.	-5063.	
2045	11924.	60565.	34546.	107035.	92707.	2188.	13356.	108251.	-1216.	-1234.	
2046	1046.	60751.	30382.	92179.	63045.	2799.	17367.	83212.	8968.	8925.	
2047	13022.	59369.	32837.	105229.	92963.	2323.	15442.	110728.	-5499.	-5496.	
2048	5655.	44119.	32750.	82525.	68290.	2280.	13799.	84370.	-1845.	-1873.	
2049	12117.	60739.	34341.	107197.	92664.	2215.	13539.	108417.	-1220.	-1242.	
2050	4078.	45292.	33591.	82961.	68290.	2210.	12800.	83301.	-340.	-324.	
2051	7202.	45341.	35210.	87753.	78918.	2184.	11530.	92633.	-4880.	-4835.	
2052	7086.	46504.	37324.	90914.	82013.	2135.	10166.	94314.	-3400.	-3388.	
2053	1617.	46707.	37829.	86152.	71184.	1930.	9578.	82693.	3460.	3473.	
2054	3185.	42876.	38404.	84466.	78347.	2067.	9476.	89890.	-5424.	-5388.	
2055	7705.	22663.	46136.	76503.	92093.	1642.	6953.	100689.	-24186.	-24023.	
2056	5543.	21633.	52654.	79830.	80405.	1441.	5129.	86975.	-7145.	-7095.	
2057	1681.	19259.	56061.	77001.	79067.	1367.	4546.	84980.	-7979.	-7864.	
2058	-3210.	32604.	58758.	88152.	80583.	1332.	4085.	86000.	2151.	2254.	
2059	-4825.	29503.	59470.	84148.	83310.	1300.	4040.	88650.	-4502.	-4370.	

2060	-19240.	63880.	54311.	98951.	73571.	1385.	4688.	79644.	19307.	19238.
2061	-5498.	30207.	53831.	78540.	83449.	1417.	5001.	89867.	-11327.	-11263.
2062	-19412.	66760.	48230.	95578.	65548.	1591.	5971.	73110.	22468.	22480.
2063	-11923.	50690.	42179.	80946.	64301.	1782.	7946.	74029.	6917.	6896.
2064	-1386.	67386.	41063.	107062.	92579.	1838.	9011.	103429.	3633.	3570.
2065	-10232.	66194.	34345.	90307.	62537.	2205.	13253.	77995.	12312.	12292.
2066	-3048.	42431.	35007.	74390.	64788.	2191.	11738.	78717.	-4327.	-4367.
2067	-444.	45091.	35807.	80454.	68290.	2112.	11007.	81409.	-955.	-937.
2068	-875.	44505.	34897.	78526.	62985.	2204.	11713.	76902.	1624.	1543.
2069	4783.	41187.	38402.	84371.	79409.	1992.	9586.	90988.	-6617.	-6581.
2070	1718.	36905.	40431.	79054.	78741.	1868.	8469.	89078.	-10024.	-9926.
2071	7662.	30113.	46828.	84603.	90616.	1603.	6530.	98749.	-14146.	-13979.
2072	-5249.	43687.	46070.	84508.	71457.	1639.	6328.	79424.	5084.	5144.
2073	2414.	67227.	43709.	113349.	92716.	1737.	7368.	101821.	11529.	11491.
2074	-5353.	51669.	39521.	85836.	68303.	1892.	8835.	79030.	6806.	6784.
Average	-3833.	45454.	47264.	88885.	78626.	1760.	8214.	88600.	284.	329.